

HETEROCYCLES, Vol. 78, No. 10, 2009, pp. 2531 - 2539. © The Japan Institute of Heterocyclic Chemistry  
 Received, 2nd July, 2009, Accepted, 28th July, 2009, Published online, 29th July, 2009  
 DOI: 10.3987/COM-09-11788

## SYNTHETICALLY USEFUL TRANSFORMATIONS OF $\delta$ -SULTONES AND THIANE-1,1-DIOXIDES OBTAINED BY C-H INSERTION

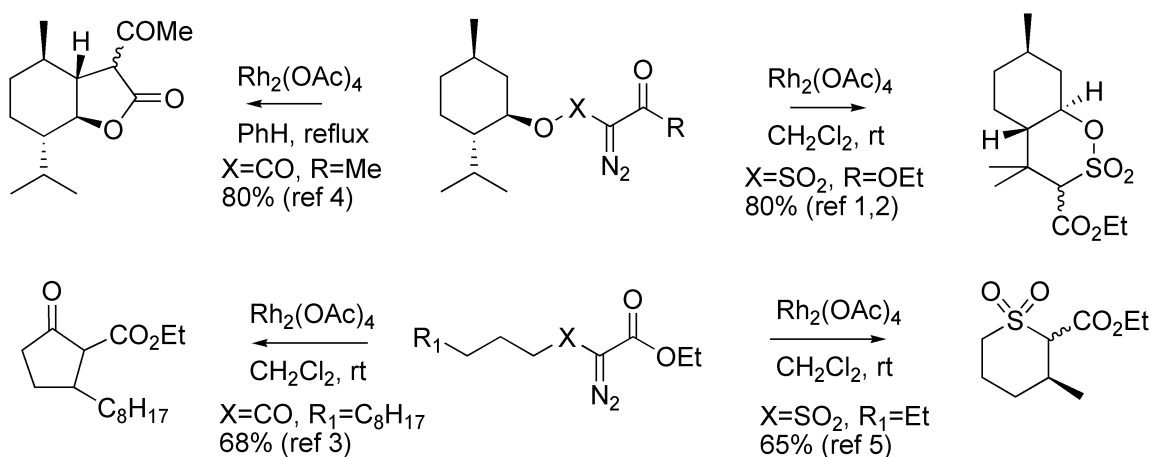
Christian S. Jungong, Jinu P. John, Joseph P. Bequette, and Alexei V. Novikov\*

University of North Dakota, Chemistry Department, 151 Cornell St. Stop 9024,  
 Grand Forks, ND, 58201, U. S. A.

**Abstract** –  $\delta$ -Sultones and thiane-1,1-dioxides that carry a carbethoxy group at  $\alpha$ -position, easily accessible by C-H insertion, are potentially useful synthetic intermediates. Their stereoselective alkylation, rearrangement and conversion to  $\gamma$ -lactones have been demonstrated.

### INTRODUCTION

We recently reported a novel modification of C-H insertion that leads to selective formation of six-membered heterocycles ( $\delta$ -sultones or thiane-1,1-dioxides, depending on the substrate used).<sup>1</sup> Another report on formation of  $\delta$ -sultones by this method has been published by Du Bois.<sup>2</sup> Most notably, the usual overwhelming preference for formation of five-membered rings<sup>3,4</sup> is overridden in this case (Scheme 1).



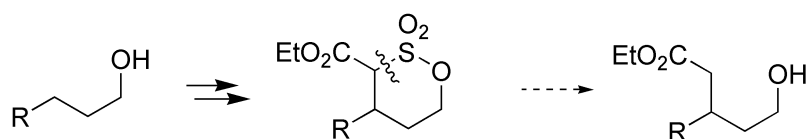
Scheme 1

Later we also discovered that with a modification of structure and catalyst, certain thiolane-1,1-dioxides can be reached using this method.<sup>5</sup> Only a few of  $\delta$ -sultones and thiane-1,1-dioxides carrying a

carbalkoxyl substituent at  $\alpha$ -position have been reported, and even fewer of their chemical transformation have been performed. Meanwhile, these compounds show a lot of promise as synthetic intermediates. In the following report we describe our studies of the transformations of these compounds for purposes of use in synthesis.

## RESULTS AND DISCUSSION

For  $\delta$ -sulfones, a particularly useful transformation would be a reductive scission of the C-S bond, as it would permit a “remote alkylation” at a  $\gamma$ -position relative to the alcohol functionality (Scheme 2).



**Scheme 2**

While numerous examples of desulfonation have been performed with  $\alpha$ -arylsulfonyl esters, no examples of this transformation are known for  $\alpha$ -alkoxysulfonyl substituted esters. Presence of the aryl group on sulfur appears to be critical for the reaction, as common reagent for this reduction (Al/Hg,<sup>6</sup> Na/Hg,<sup>7</sup> Mg-MeOH,<sup>8</sup> SmI<sub>2</sub>-MeOH<sup>9</sup>) did not induce any change in  $\delta$ -sulfone **1**. A report on  $\alpha$ -desulfonation of fluoroalkylsulfonyl oxindoles quotes use of samarium(II) iodide at prolonged periods of time.<sup>10</sup> Eventually, we have found that SmI<sub>2</sub> in a combination with DMPU would effect this transformation (Table 1).

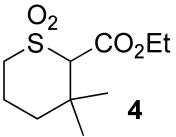
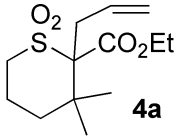
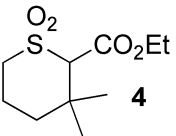
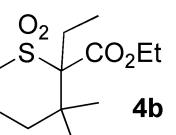
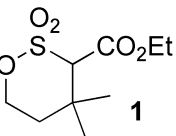
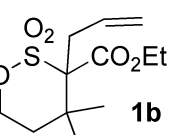
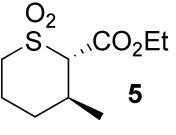
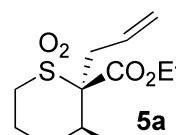
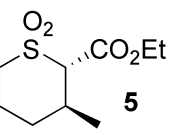
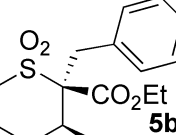
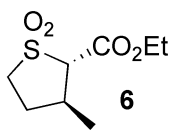
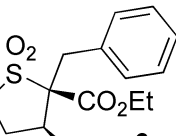
**Table 1** SmI<sub>2</sub> reduction of sulfones

Entry	Substrate	Time	Product	Yield
1		45 min		47%
2		3 h		45%
3		3 h		85%

Use of HMPA produced similar results. The products isolated were valerolactones, which form, apparently, by the cyclization of the initially forming 5-hydroxyesters. The yields of lactones **1a** and **2a** are low apparently due to their volatility and a small scale of the reaction. The reaction appears to be sensitive to SmI<sub>2</sub> source. Mixed success was achieved with commercial SmI<sub>2</sub>; we found the reaction most reliably working with SmI<sub>2</sub> prepared by reaction of samarium metal with mercury iodide<sup>11</sup> by modification of the reported procedure for preparation of SmCl<sub>3</sub>.<sup>12</sup>

Then, we moved on to study the potential uses of carbethoxy thiane-1,1-dioxides. These compounds are fairly strong C-H acids, permitting alkylation and similar reactions (although, notably, they are configurationally stable in absence of a base). We were particularly interested in the effect of the neighboring center (which is installed by C-H insertion).

**Table 2** Alkylation of sultones and thiane-1,1-dioxides

Entry	Substrate	Alkylating agent	Product	Yield
1		allyl bromide		95%
2		ethyl iodide		80%
3		allyl bromide		85%
4		allyl bromide		95%
5		<i>p</i> -chlorobenzyl bromide		95%
6		<i>p</i> -chlorobenzyl bromide		90%

The steric congestion in substrate **4**, imposed by the quaternary center, did not impede the alkylation,

which was possible with the use of active electrophiles under mild conditions (sodium hydride, alkylating agent, THF, rt, 16 h). Under these conditions it was also possible to alkylate sultone **1**, without affecting the sulfonate, although Du Bois demonstrated that  $\delta$ -sultones are susceptible to nucleophilic substitution.<sup>2</sup> Also, gratifyingly, high diastereoselectivity (the other diastereomer was not detected) was observed in the alkylation of substrates **5** and **6** (Table 2).

The stereochemistry of alkylation products **5a** and **5b** was deduced from NOE correlations (Figure 1). The stereochemistry of **6a** was deduced from NOEs of the alcohol **6b**, obtained after DIBALH reduction.

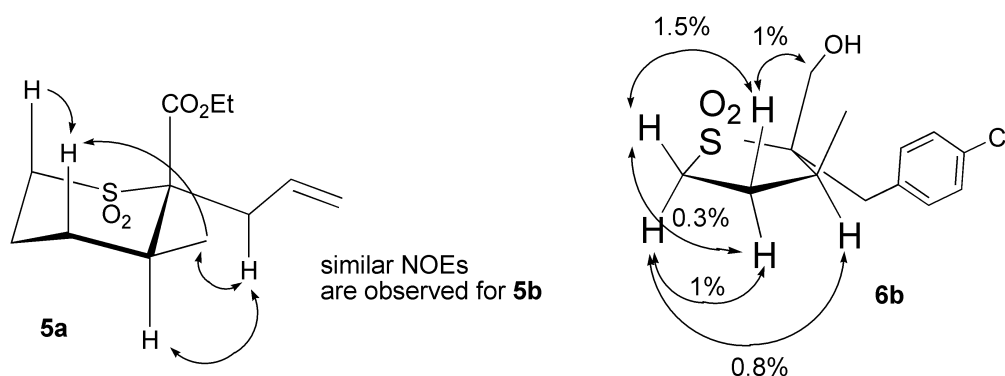
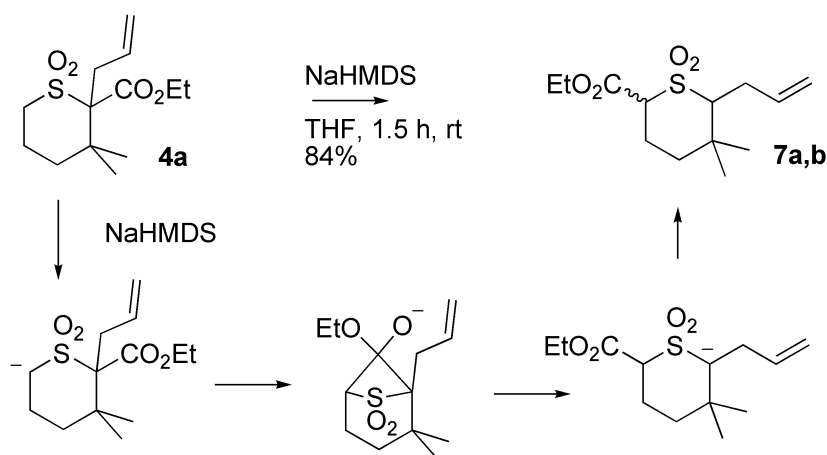


Figure 1

Reduction of the ester group without affecting the sultone functionality in **1** can also be performed using DIBALH, although care needs to be taken, as prolonged reaction times and higher temperatures degrade the yield. Borane-dimethyl sulfide also proved effective, although use of lithium aluminum hydride caused complication with both sulfones and sulfonates – low yields were obtained with **1**, and apparently a complete hydrogenolysis of the ester functionality to the methyl group was happening with **5**.

And finally, we have discovered that alkylated products can be rearranged by migration of carboxy group in a fashion similar to that of  $\beta$ -ketoesters,<sup>13</sup> upon treatment with NaHMDS (Scheme 3).



Scheme 3

This opens more possibilities for simple differential alkylation of thiane-1,1-dioxides, as well as construction of bicyclic sulfur-containing heterocycles (which could be converted to medium-sized carbocycles by desulfonation).

Thus, stereoselective alkylation of  $\delta$ -sultones and thiane-1,1-dioxides, rearrangements of the alkylated products, and conversion of  $\delta$ -sultones to valerolactones have been demonstrated. Further studies directed at the application of these compounds in synthesis are being performed and will be reported in due course.

## EXPERIMENTAL

All reactions were carried out under an inert atmosphere of dry nitrogen in oven or flame-dried glassware. Proton magnetic resonance spectra were recorded at 500 MHz on an Avance 500 Bruker spectrometer. Carbon magnetic resonance spectra were recorded at 125 MHz on an Avance 500 Bruker spectrometer. All chemical shifts were reported in  $\delta$  units relative to tetramethylsilane. High resolution mass spectral data were obtained on the Agilent 61969A TOF high resolution mass spectrometer using electrospray ionization, direct infusion, 10 mL/min in 50% MeOH 5mM ammonium formate. Melting points were determined on a MEL-TEMP melting point apparatus. Flash column chromatography was performed using 40-63  $\mu\text{m}$  silica gel (Merck, Geduran, no. 11567-1) as the stationary phase. Tetrahydrofuran (THF) was dried by distilling from sodium–benzophenone in a continuous still under an atmosphere of nitrogen.

### General procedure for reduction of $\delta$ -sultones with $\text{SmI}_2/\text{DMPU}$ .

To the solution of sultone (0.1 mmol) in dry THF (0.5 mL) containing DMPU (50 mg, 0.4 mmol) was added 0.1 M solution of  $\text{SmI}_2$  (commercially available, or prepared by dissolving solid  $\text{SmI}_2$ , prepared by reaction of samarium metal with  $\text{HgI}_2$ ,<sup>11</sup> in dry THF) until the blue color persisted, and 2 mL after that (typically around 5 mL). The reaction mixture was stirred at rt for the specified time, after which 1N HCl was added (5 mL). Hexane (30 mL) was added, and the reaction mixture was stirred for 15 min at rt. The layers were separated, the aqueous layer was washed with hexane (10 mL). The combined organic layers were washed with water (10 mL), dried over  $\text{Na}_2\text{SO}_4$ , and carefully concentrated. Flash chromatography (hexane- $\text{Et}_2\text{O}$ ) provided the product.

The obtained lactones have been previously reported.<sup>14,15,16</sup> The spectral data for the obtained compounds match those reported in the literature, as that of the independently prepared authentic samples.

### General procedure for alkylation of $\delta$ -sultones and thiane-1,1-dioxides.

Sodium hydride (20 mg, 60% dispersion in mineral oil, 0.5 mmol) was washed with THF (3x1 mL), and a solution of thiane-1,1-dioxide (0.2 mmol) in THF (1 mL) was added to it. After stirring for 15 min (when gas evolution subsided), the corresponding alkyl halide (allyl bromide, ethyl iodide or *p*-chlorobenzyl

chloride, 0.4 mmol) was added, and the reaction mixture was allowed to stir at rt for 16 h. 1N HCl (5 mL) was added, and the mixture was extracted with EtOAc (2x20 mL). The organic layer was dried with Na<sub>2</sub>SO<sub>4</sub>, and concentrated under reduced pressure. The product was purified by flash chromatography (hexane-EtOAc).

**2-Allyl-2-carbethoxy-3,3-dimethylthiane-1,1-dioxide (4a):** Pale yellow oil. <sup>1</sup>H NMR (CDCl<sub>3</sub>, 500 MHz): δ 6.08-6.17 (m, 1H), 5.23 (dd, J = 17, 1.5 Hz, 1H), 5.14 (dd, J = 10, 1.5 Hz, 1H), 4.25-4.36 (m, 2H), 3.81 (td, J = 13.5, 4 Hz, 1H), 2.97-3.04 (m, 2H), 2.82 (dd, J = 15, 7 Hz, 1H), 2.12-2.29 (m, 2H), 1.92-1.99 (m, 1H), 1.33-1.39 (m, 4H), 1.36 (t, J = 7 Hz), 1.31 (s, 3H), 1.00 (s, 3H). <sup>13</sup>C NMR (CDCl<sub>3</sub>, 125 MHz): δ 168.3 (C), 134.2 (CH), 118.6 (CH<sub>2</sub>), 78.0 (C), 62.2 (CH<sub>2</sub>), 51.2 (CH<sub>2</sub>), 40.1 (C), 36.4 (CH<sub>2</sub>), 31.8 (CH<sub>2</sub>), 28.8 (CH<sub>3</sub>), 23.0 (CH<sub>3</sub>), 19.4 (CH<sub>2</sub>), 14.2 (CH<sub>3</sub>). HRMS (ESI) calcd for C<sub>13</sub>H<sub>26</sub>NO<sub>4</sub>S (M+NH<sub>4</sub>)<sup>+</sup> 292.1577, found 292.1559.

**2-Ethyl-2-carbethoxy-3,3-dimethylthiane-1,1-dioxide (4b):** Pale yellow oil. <sup>1</sup>H NMR (CDCl<sub>3</sub>, 500 MHz): δ 4.33-4.39 (m, 1H), 4.24-4.32 (m, 1H), 3.84 (td, J = 13.5, 4 Hz, 1H), 3.00 (dt, J = 13.5, 3.5 Hz, 1H), 2.24-3.31 (m, 1H), 2.20 (ddd, J = 14, 3.5, 3 Hz, 1H), 2.03-2.11 (m, 2H), 1.90-1.96 (m, 1H), 1.36 (t, J = 7.3 Hz, 3H), 1.29-1.35 (m, 1H), 1.27 (s, 3H), 1.26 (t, J = 7.3 Hz, 3H), 0.96 (s, 3H). <sup>13</sup>C NMR (CDCl<sub>3</sub>, 125 MHz): δ 168.4 (C), 78.7 (C), 62.0 (CH<sub>2</sub>), 52.0 (CH<sub>2</sub>), 40.2 (C), 36.3 (CH<sub>2</sub>), 28.7 (CH<sub>3</sub>), 23.3 (CH<sub>3</sub>), 20.9 (CH<sub>2</sub>), 19.4 (CH<sub>2</sub>), 14.3 (CH<sub>3</sub>), 11.1 (CH<sub>3</sub>). HRMS (ESI) calcd for C<sub>12</sub>H<sub>26</sub>NO<sub>4</sub>S (M+NH<sub>4</sub>)<sup>+</sup> 280.1577, found 280.1577.

**3-Allyl-3-carbethoxy-4,4-dimethyl-1,2-oxathiane-2,2-dioxide (1b):** Pale yellow oil. <sup>1</sup>H NMR (CDCl<sub>3</sub>, 500 MHz): δ 6.05 (ddt, J = 14, 10, 7 Hz, 1H), 5.27 (dd, J = 17, 1.5 Hz, 1H), 5.18 (dd, J = 10, 1.5 Hz, 1H), 4.72 (td, J = 12, 2 Hz, 1H), 4.44 (ddd, J = 11.5, 4.5, 2.5 Hz, 1H), 4.29-4.38 (m, 2H), 2.86-2.96 (m, 2H), 2.61 (td, J = 13.5, 4 Hz, 1H), 1.43 (s, 3H), 1.33-1.39 (m, 4H), 1.36 (t, J = 7 Hz), 0.99 (s, 3H). <sup>13</sup>C NMR (CDCl<sub>3</sub>, 125 MHz): δ 166.5 (C), 133.4 (CH), 119.5 (CH<sub>2</sub>), 76.8 (C), 69.3 (CH<sub>2</sub>), 62.6 (CH<sub>2</sub>), 39.6 (CH<sub>2</sub>), 36.7 (CH<sub>2</sub>), 34.3 (CH<sub>2</sub>), 27.8 (CH<sub>3</sub>), 23.6 (CH<sub>3</sub>), 14.2 (CH<sub>3</sub>). HRMS (ESI) calcd for C<sub>12</sub>H<sub>24</sub>NO<sub>5</sub>S (M+NH<sub>4</sub>)<sup>+</sup> 294.1369, found 294.1388.

**(2r,3s)-2-Allyl-2-carbethoxy-3-methylthiane-1,1-dioxide (5a):** Pale yellow oil. <sup>1</sup>H NMR (CDCl<sub>3</sub>, 500 MHz): δ 6.10-6.19 (m, 1H), 5.20 (dq, J = 17, 1 Hz, 1H), 5.14 (d, J = 10 Hz, 1H), 4.26-4.37 (m, 2H), 3.79 (td, J = 13.5, 4.5 Hz, 1H), 3.11 (dd, J = 15, 5.5 Hz, 1H), 2.98 (dt, J = 13.5, 3.5 Hz, 1H), 2.82 (dd, J = 15.5, 8.5 Hz, 1H), 2.24-2.31 (m, 1H), 2.03-2.17 (m, 2H), 1.80 (qd, J=13, 3.5 Hz, 1H), 1.60 (dq, J = 14.5, 3.5 Hz, 1H, overlapped with water peak), 1.36 (t, J = 7.5 Hz, 3H), 0.99 (d, J = 6.5 Hz, 3H). <sup>13</sup>C NMR (CDCl<sub>3</sub>, 125 MHz): δ 167.5 (C), 133.3 (CH), 119.0 (CH<sub>2</sub>), 75.5 (C), 62.4 (CH<sub>2</sub>), 50.7 (CH<sub>2</sub>), 39.1 (CH), 34.8 (CH<sub>2</sub>), 29.1 (CH<sub>2</sub>), 23.0 (CH<sub>2</sub>), 17.4 (CH<sub>3</sub>), 14.3 (CH<sub>3</sub>). HRMS (ESI) calcd for C<sub>12</sub>H<sub>21</sub>O<sub>4</sub>S (M+H)<sup>+</sup> 261.1155, found

261.1171.

**(2r,3s)-2-Carboethoxy-2-(4-chlorobenzyl)-3-methylthiane-1,1-dioxide (5b)**: Pale yellow oil.  $^1\text{H}$  NMR ( $\text{CDCl}_3$ , 500 MHz):  $\delta$  7.42 (d,  $J = 8$  Hz, 2H), 7.22 (d,  $J = 8$  Hz, 2H), 4.30-4.40 (m, 2H), 3.76 (td,  $J = 13.5$ , 4 Hz, 1H), 3.66 (d,  $J = 14.5$  Hz, 1H), 3.34 (d,  $J = 14.5$  Hz, 1H), 2.96 (dt,  $J = 14$ , 3.5 Hz, 1H), 2.33-2.41 (m, 1H), 2.08-2.19 (m, 1H), 2.00-2.07 (m, 1H), 1.63-1.72 (m, 2H), 1.37 (t,  $J = 7$  Hz, 3H), 1.07 (d,  $J = 7$  Hz, 3H).  $^{13}\text{C}$  NMR ( $\text{CDCl}_3$ , 125 MHz):  $\delta$  167.1 (C), 134.1 (C), 133.2 (CH), 133.1 (C), 128.0 (CH), 77.2 (C), 62.6 ( $\text{CH}_2$ ), 51.5 ( $\text{CH}_2$ ), 40.4 (CH), 35.6 ( $\text{CH}_2$ ), 29.6 ( $\text{CH}_2$ ), 22.9 ( $\text{CH}_2$ ), 18.1 ( $\text{CH}_3$ ), 14.4 ( $\text{CH}_3$ ). HRMS (ESI) calcd for  $\text{C}_{16}\text{H}_{25}\text{NO}_4\text{SCl}$  ( $\text{M}+\text{NH}_4$ ) $^+$  362.1187, found 362.1172.

**(2r,3s)-2-Carboethoxy-2-(4-chlorobenzyl)-3-methylthiolane-1,1-dioxide (6a)**: Pale yellow oil.  $^1\text{H}$  NMR ( $\text{CDCl}_3$ , 500 MHz):  $\delta$  7.39 (d,  $J = 8.5$  Hz, 2H), 7.25 (d,  $J = 8.5$  Hz, 2H), 4.30 (qd,  $J = 7$ , 1.5 Hz, 2H), 3.44-3.52 (m, 2H), 3.27 (d,  $J = 14.5$  Hz, 1H), 3.14-3.21 (m, 1H), 2.47-2.55 (m, 1H), 2.21-2.29 (m, 1H), 1.96-2.05 (m, 1H), 1.33 (t,  $J = 7.3$  Hz, 3H), 0.90 (d,  $J = 7$  Hz, 3H).  $^{13}\text{C}$  NMR ( $\text{CDCl}_3$ , 125 MHz):  $\delta$  166.6 (C), 133.6 (C), 133.3 (C), 132.6 (CH), 128.5 (CH), 74.5 (C), 62.5 ( $\text{CH}_2$ ), 50.7 ( $\text{CH}_2$ ), 40.1 (CH), 35.2 ( $\text{CH}_2$ ), 27.0 ( $\text{CH}_2$ ), 17.0 ( $\text{CH}_3$ ), 14.3 ( $\text{CH}_3$ ). HRMS (ESI) calcd for  $\text{C}_{15}\text{H}_{23}\text{NO}_4\text{SCl}$  ( $\text{M}+\text{NH}_4$ ) $^+$  348.1031, found 348.1035.

#### DIBALH reduction of **1** and **6a**.

To the solution of **1** or **6a** (0.1 mmol) in  $\text{CH}_2\text{Cl}_2$  (0.5 mL), solution of DIBALH (0.5 mL, 1M in hexane, 0.5 mmol) was added at 0 °C. The reaction mixture was kept at 0 °C for 1h (**1**), or 10 h at rt (**6a**). Concentrated aqueous solution of sodium potassium tartrate was added (10 mL), and the reaction mixture was stirred for 1h. The layers were separated, the aqueous layer was washed with EtOAc (20 mL). The combined organic layers were washed with brine, dried over  $\text{Na}_2\text{SO}_4$ , and concentrated. Flash chromatography (hexane-EtOAc) provided the product.

**3-Hydroxymethyl-4,4-dimethyl-1,2-oxathiane-2,2-dioxide (1c)**: Obtained in 90% yield. Clear oil, solidified on standing. m.p. 62-63 °C.  $^1\text{H}$  NMR ( $\text{CDCl}_3$ , 500 MHz):  $\delta$  4.66 (td,  $J = 11.5$ , 2.5 Hz, 1H), 4.46 (dt,  $J = 11.5$ , 4 Hz, 1H), 4.20 (ddd,  $J = 12.5$ , 8, 3 Hz, 1H), 4.02-4.09 (ddd,  $J = 12.5$ , 8, 3 Hz, 1H), 3.11 (dd,  $J = 8$ , 3 Hz, 1H), 2.41 (dd,  $J = 8$ , 3 Hz, 1H), 1.92 (ddd,  $J = 14.5$ , 11.5, 4 Hz, 1H), 1.61 (ddd,  $J = 14.5$ , 4, 2.5 Hz, 1H), 1.27 (s, 3H), 1.22 (s, 3H).  $^{13}\text{C}$  NMR ( $\text{CDCl}_3$ , 125 MHz):  $\delta$  69.9 (CH), 69.7 ( $\text{CH}_2$ ), 58.3 ( $\text{CH}_2$ ), 38.9 ( $\text{CH}_2$ ), 35.8 (C), 29.9 ( $\text{CH}_3$ ), 22.1 ( $\text{CH}_3$ ). HRMS (ESI) calcd for  $\text{C}_7\text{H}_{18}\text{NO}_4\text{S}$  ( $\text{M}+\text{NH}_4$ ) $^+$  212.0951, found 212.0950.

**(2r,3s)-4-Chlorobenzyl-2-hydroxymethyl-3-methylthiolane-1,1-dioxide (6b)**: Obtained in 94% yield. Pale yellow oil.  $^1\text{H}$  NMR ( $\text{CDCl}_3$ , 500 MHz):  $\delta$  7.28-7.31 (m, 4H), 3.94 (dd,  $J = 13$ , 6 Hz, 1H), 3.75 (dd,  $J$

= 13, 8 Hz, 1H), 3.42 (d, J = 14 Hz, 1H), 3.29 (ddd, J = 13, 8.5, 3 Hz, 1H), 3.07 (ddd, J = 13, 10.5, 8.5 Hz, 1H), 2.82 (d, J = 14 Hz, 1H), 2.59 (dd, J = 8, 6 Hz, 1H), 2.31-2.39 (m, 1H), 2.13-2.21 (m, 1H), 1.90-2.00 (m, 1H), 0.85 (d, J = 7 Hz, 3H). <sup>13</sup>C NMR (CDCl<sub>3</sub>, 125 MHz): δ 133.8 (C), 133.5 (C), 132.2 (CH), 128.9 (CH), 68.1 (C), 61.3 (CH<sub>2</sub>), 51.4 (CH<sub>2</sub>), 39.5 (CH), 36.5 (CH<sub>2</sub>), 27.7 (CH<sub>2</sub>), 15.8 (CH<sub>3</sub>). HRMS (ESI) calcd for C<sub>13</sub>H<sub>21</sub>NO<sub>3</sub>SCl (M+NH<sub>4</sub>)<sup>+</sup> 306.0925, found 306.0941.

### Rearrangement of 4a.

**4a** (25 mg, 0.091 mmol) was dissolved in dry THF (0.2 mL), and solution of NaHMDS in THF (2M in THF, 90 μL, 0.18 mmol) was added. After stirring at rt for 1.5 h, the reaction was quenched with 1N HCl (5 mL), and extracted with EtOAc (2x20 mL). The organic layer was washed with brine, dried and concentrated. The products were isolated using flash chromatography (EtOAc-hexane). The products isomerise during chromatography (verified by resubjecting pure **7a** to chromatography). Typically, small amounts of pure **7a** and **7b** were isolated, along with a mixture of the two. **7b** (the more polar isomer) was determined to be the cis-isomer by diaxial NOE correlation between H2 and H6. Combined yield 20 mg (84%).

**trans-2-Allyl-6-carbethoxy-3,3-dimethylthiane-1,1-dioxide (7a)**: Pale yellow oil. <sup>1</sup>H NMR (CDCl<sub>3</sub>, 500 MHz): δ 5.94-6.03 (m, 1H), 5.16 (dd, J = 17, 1.5 Hz, 1H), 5.07 (dd, J = 10, 1.5 Hz, 1H), 4.21-4.32 (m, 2H), 3.88 (dd, J = 5, 3 Hz, 1H), 3.43 (dd, J = 7, 4 Hz, 1H), 2.78-2.87 (m, 1H), 2.50 (ddd, J = 14, 5, 3 Hz, 1H), 2.38-2.45 (m, 1H), 2.13 (dq, J = 15, 3 Hz, 1H), 2.04 (td, J = 14, 3 Hz, 1H), 1.39 (dt, J = 14.5, 3.5 Hz, 1H), 1.32 (t, J = 7 Hz, 3H), 1.15 (s, 3H), 1.11 (s, 3H). <sup>13</sup>C NMR (CDCl<sub>3</sub>, 125 MHz): δ 167.2 (C), 136.8 (CH), 116.8 (CH<sub>2</sub>), 66.8 (CH), 63.9 (CH), 62.4 (CH<sub>2</sub>), 37.4 (C), 34.8 (CH<sub>2</sub>), 31.0 (CH<sub>3</sub>), 26.3 (CH<sub>2</sub>), 23.4 (CH<sub>2</sub>), 19.9 (CH<sub>3</sub>), 14.2 (CH<sub>3</sub>). HRMS (ESI) calcd for C<sub>13</sub>H<sub>23</sub>O<sub>4</sub>S (M+H)<sup>+</sup> 275.1311, found 275.1320.

**cis-2-Allyl-6-carbethoxy-3,3-dimethylthiane-1,1-dioxide (7b)**: Pale yellow oil. <sup>1</sup>H NMR (CDCl<sub>3</sub>, 500 MHz): δ 5.94-6.03 (m, 1H), 5.14 (dd, J = 17, 1.5 Hz, 1H), 5.07 (dd, J = 10, 1.5 Hz, 1H), 4.25-4.37 (m, 2H), 3.81 (dd, J = 13, 3.5 Hz, 1H), 2.83-2.91 (m, 1H), 2.82 (dd, J = 7, 3 Hz, 1H), 2.37-2.51 (m, 2H), 2.14 (dq, J = 15, 3 Hz, 1H), 1.68 (ddd, J = 14.5, 4.5, 3 Hz, 1H), 1.52 (td, J = 14, 3 Hz, 1H), 1.33 (t, J = 7 Hz, 3H), 1.16 (s, 3H), 1.09 (s, 3H). <sup>13</sup>C NMR (CDCl<sub>3</sub>, 125 MHz): δ 164.2 (C), 136.7 (CH), 117.1 (CH<sub>2</sub>), 71.6 (CH), 66.1 (CH), 62.8 (CH<sub>2</sub>), 39.6 (CH<sub>2</sub>), 37.7 (C), 30.9 (CH<sub>3</sub>), 26.7 (CH<sub>2</sub>), 23.5 (CH<sub>2</sub>), 19.5 (CH<sub>3</sub>), 14.3 (CH<sub>3</sub>). HRMS (ESI) calcd for C<sub>13</sub>H<sub>23</sub>O<sub>4</sub>S (M+H)<sup>+</sup> 275.1311, found 275.1319.

### ACKNOWLEDGEMENTS

This work was supported by the American Chemical Society Petroleum Research Fund under grant No. PRF#46278-G1. We thank Alena Kubatova for HRMS analyses. The work on TOF MS was supported by



the National Foundation under grant No. CHE-0216038. Special thanks to Divine Dugah for samarium iodide preparation and handling.

## REFERENCES

1. J. P. John and A. V. Novikov, *Org. Lett.*, 2007, **9**, 61.
2. S. A. Wolckenhauer, A. S. Devlin, and J. Du Bois, *Org. Lett.*, 2007, **9**, 4363.
3. D. F. Taber and R. E. Ruckle, Jr., *J. Am. Chem. Soc.*, 1986, **108**, 7686.
4. M. P. Doyle, L. J. Westrum, W. N. E. Wolthuis, M. M. See, W. P. Boone, V. Bagheri, and M. M. Pearson, *J. Am. Chem. Soc.*, 1993, **115**, 958.
5. C. S. Jungong, J. P. John, and A. V. Novikov, *Tetrahedron Lett.*, 2009, **50**, 1954.
6. H. O. House and J. K. Larson, *J. Org. Chem.*, 1968, **33**, 61.
7. B. M. Trost, H. C. Arndt, P. E. Strege, and T. R. Verhoeven, *Tetrahedron Lett.*, 1976, 3477.
8. (a) G. H. Lee, E. B. Choi, E. Lee, and C. S. Pak, *Tetrahedron Lett.*, 1993, **34**, 4541; (b) A. C. Brown and L. A. Caprino, *J. Org. Chem.*, 1985, **50**, 1749.
9. G. A. Molander and G. Hahn, *J. Org. Chem.*, 1986, **51**, 1135.
10. K. M. James, N. Willetts, and D. J. Procter, *Org. Lett.*, 2008, **10**, 1203.
11. E. E. Delbridge, D. T. Dugah, C. R. Nelson, B. W. Skelton, and A. H. White, *Dalton Trans.*, 2007, 143.
12. G. B. Deacon, G. N. Pain, and T. D. Tuong, *Inorg. Synth.*, 1990, **28**, 291.
13. J. F. Wolfe, T. M. Harris, and C. R. Hauser, *J. Org. Chem.*, 1964, **29**, 3249.
14. R. D. Little, G. W. Muller, M. G. Venegas, G. L. Carroll, A. Bukhari, L. Patton, and K. Stone, *Tetrahedron*, 1981, **37**, 4371.
15. C. G. Chavdarian and C. H. Heathcock, *J. Org. Chem.*, 1975, **40**, 2970.
16. M. P. Doyle, A. V. Kalinin, and D. G. Ene, *J. Am. Chem. Soc.*, 1996, **118**, 8837.