

## Electronic Supporting Information

For

### IMPROVED SYNTHESIS OF A SMAD3 PHOSPHORYLATION INHIBITOR LINGZHIFURAN A VIA CONDENSATION REACTION

Weiming Chen,<sup>a,b,1</sup> Xiaoling Xu,<sup>a,1</sup> Mingfeng Sun,<sup>c</sup> Xuelong Huang,<sup>a</sup> Weiping Ma,<sup>d,\*</sup> and Feng Jiang<sup>a,b,\*</sup>

<sup>a</sup> School of Pharmaceutical Sciences, Gannan Medical University, Ganzhou 341000, Jiangxi, China; E-mail: jiangfenghz@163.com

<sup>b</sup> Key Laboratory of Prevention and Treatment of Cardiovascular and Cerebrovascular Disease, Ministry of Education, Gannan Medical University, Ganzhou, 341000, Jiangxi, China

<sup>c</sup> Iyitech Shanghai Co., Ltd., Shanghai 201108, China

<sup>d</sup> School of Stomatology and Medicine, Foshan University, Foshan 528000, Guangdong, China; E-mail: mawp1034@126.com

<sup>1</sup>These authors contributed equally to this work.

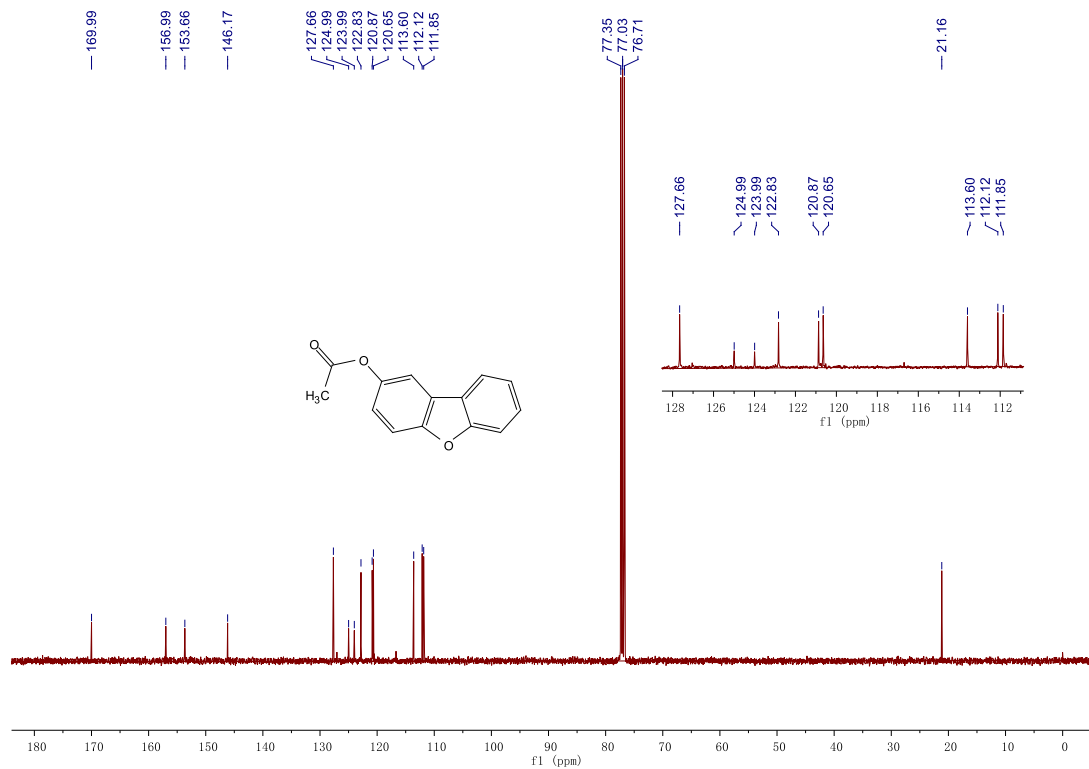
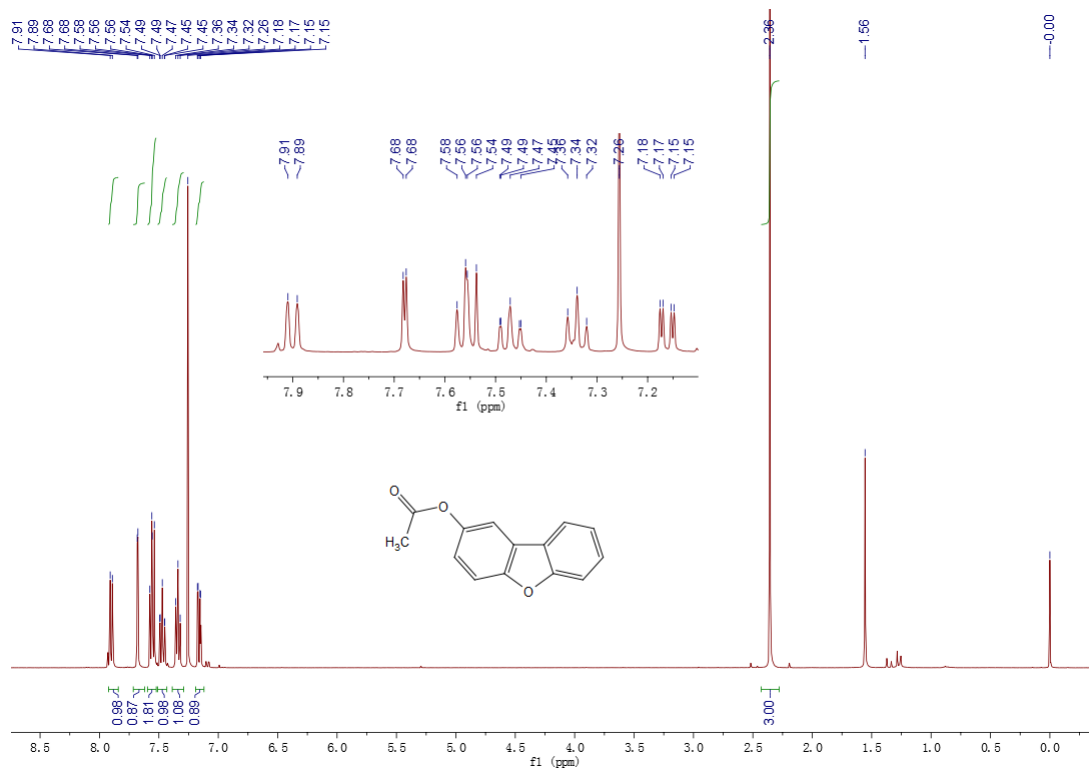
## Content

### Spectroscopic data

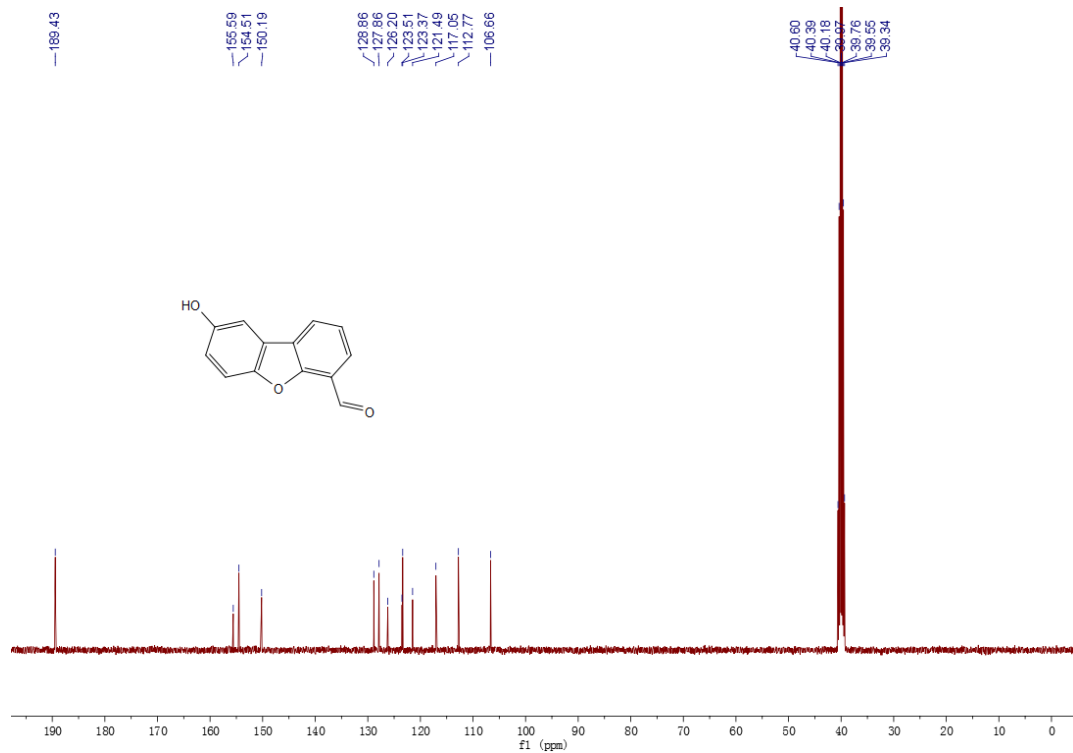
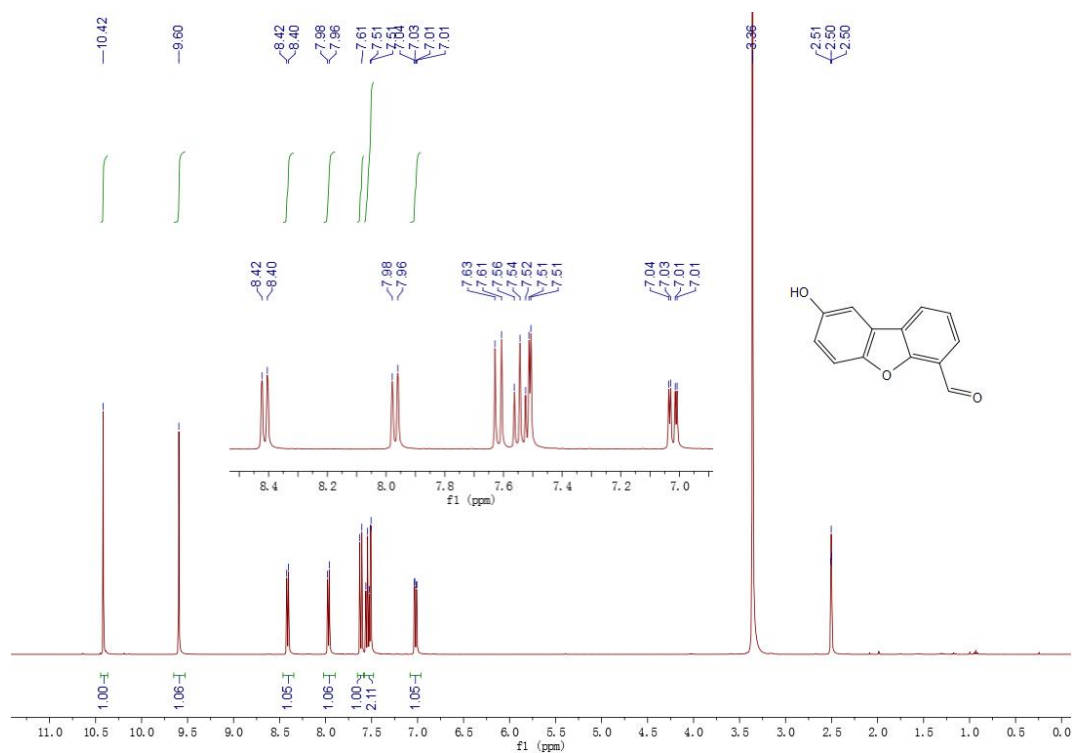
<sup>1</sup> H NMR and <sup>13</sup> C NMR of intermediate <b>18</b> .....	S2
<sup>1</sup> H NMR and <sup>13</sup> C NMR of intermediate <b>14</b> .....	S3
<sup>1</sup> H NMR and <sup>13</sup> C NMR of lingzhifuran A ( <b>1</b> ) .....	S4

## Spectroscopic data

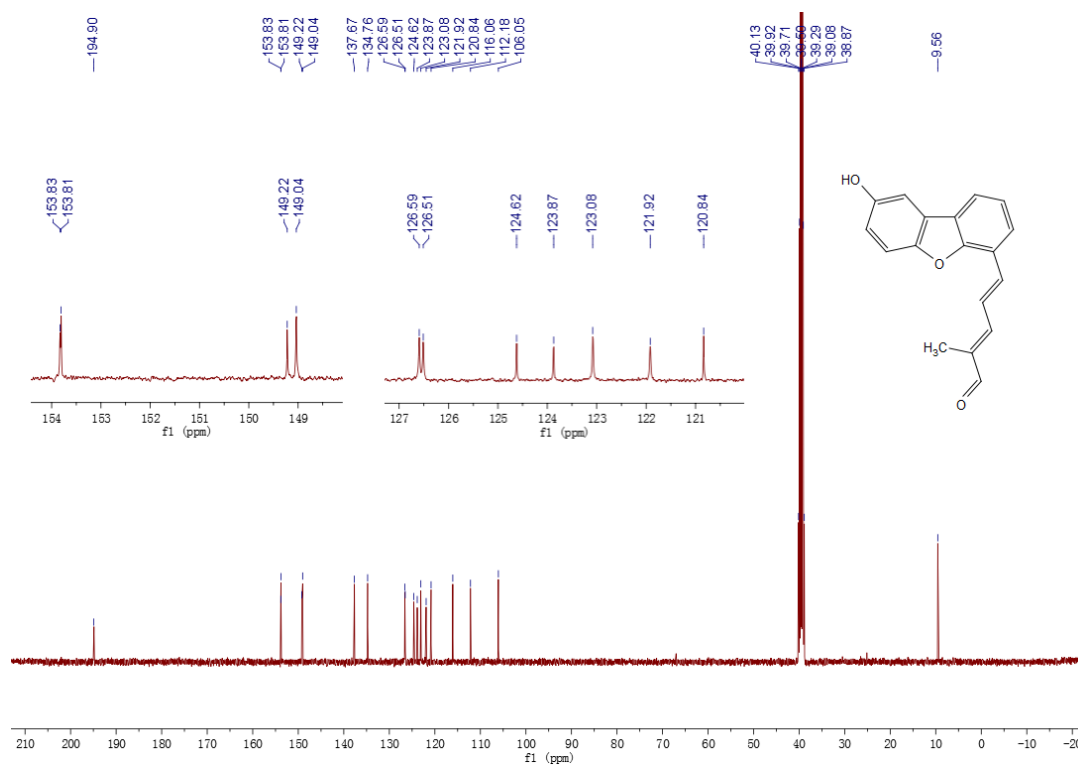
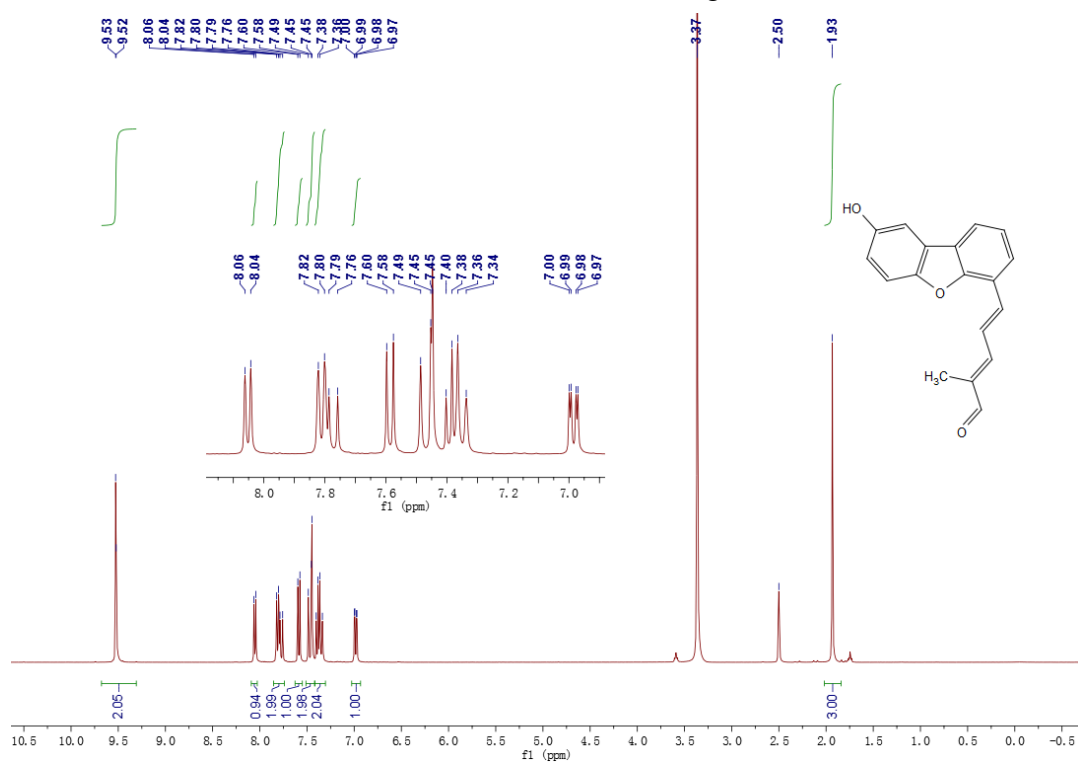
$^1\text{H}$  NMR (400 MHz) and  $^{13}\text{C}$  NMR (100MHz) of intermediate **18** in  $\text{CDCl}_3$



$^1\text{H}$  NMR (400 MHz) and  $^{13}\text{C}$  NMR (100 MHz) of intermediate **14** in  $\text{DMSO-}d_6$



$^1\text{H}$  NMR (400 MHz) and  $^{13}\text{C}$  NMR (100 MHz) of lingzhifuran A (**1**) in  $\text{DMSO-}d_6$



$^1\text{H}$  NMR (400 MHz) of lingzhifuran A (**1**) in acetone- $d_6$

