

Supporting Information

SYNTHESIS OF LACTONIZED VALONEOYL GROUP-CONTAINING ELLAGITANNINS, OENOTHEIN C AND CORNUSIIN B

Hitoshi Abe,^{a*} Haruka Imai,^b Daichi Ogura,^a and Yoshikazu Horino^a

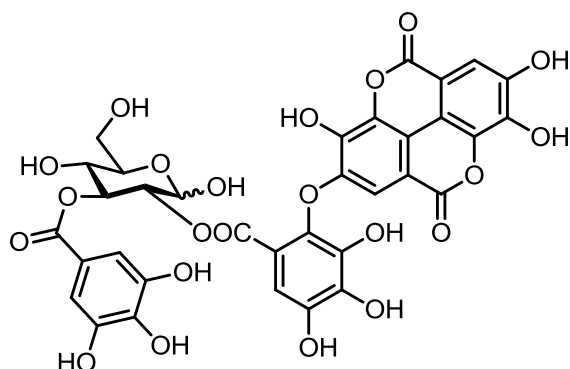
a) Graduate School of Science and Engineering, University of Toyama,
Gofuku, Toyama 930-8555, Japan; b) Graduate School of Innovative Life
Science, University of Toyama, Gofuku, Toyama 930-8555, Japan.

E-mail: abeh@eng.u-toyama.ac.jp

TABLE OF CONTENTS

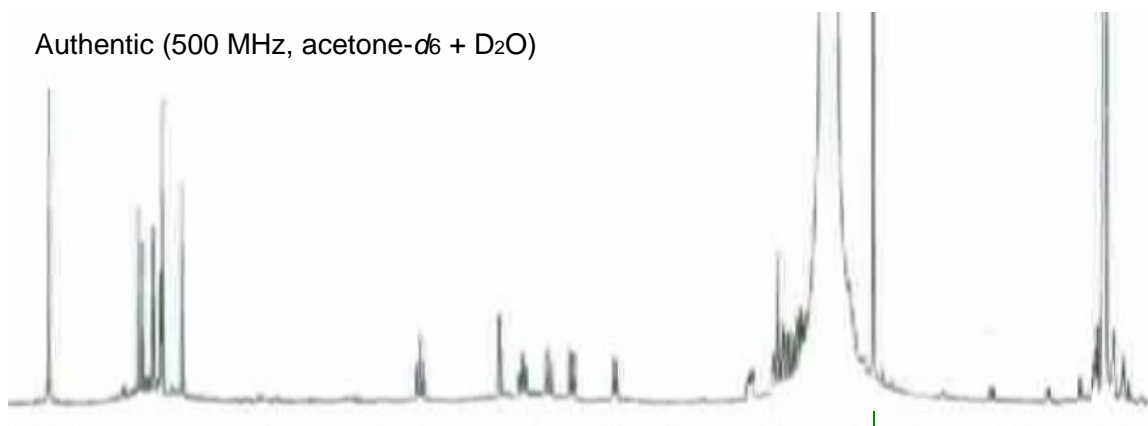
1-1. ¹ H-NMR Chart of Oenothien C	-----	page 2
1-2. ¹³ C-NMR Chart of Oenothien C	-----	page 3
2-1. ¹ H-NMR Chart of Cornusiin B	-----	page 4
2-2. ¹³ C-NMR Chart of Cornusiin B	-----	page 5

1-1. $^1\text{H-NMR}$ Chart of Oenothin C

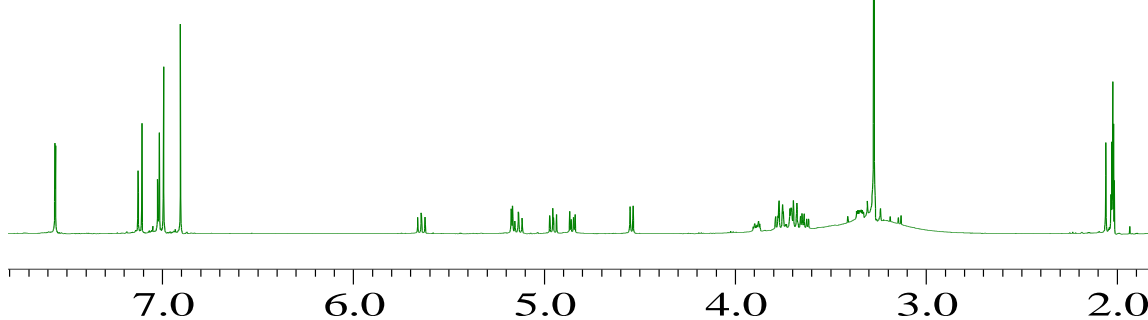


Oenothin C

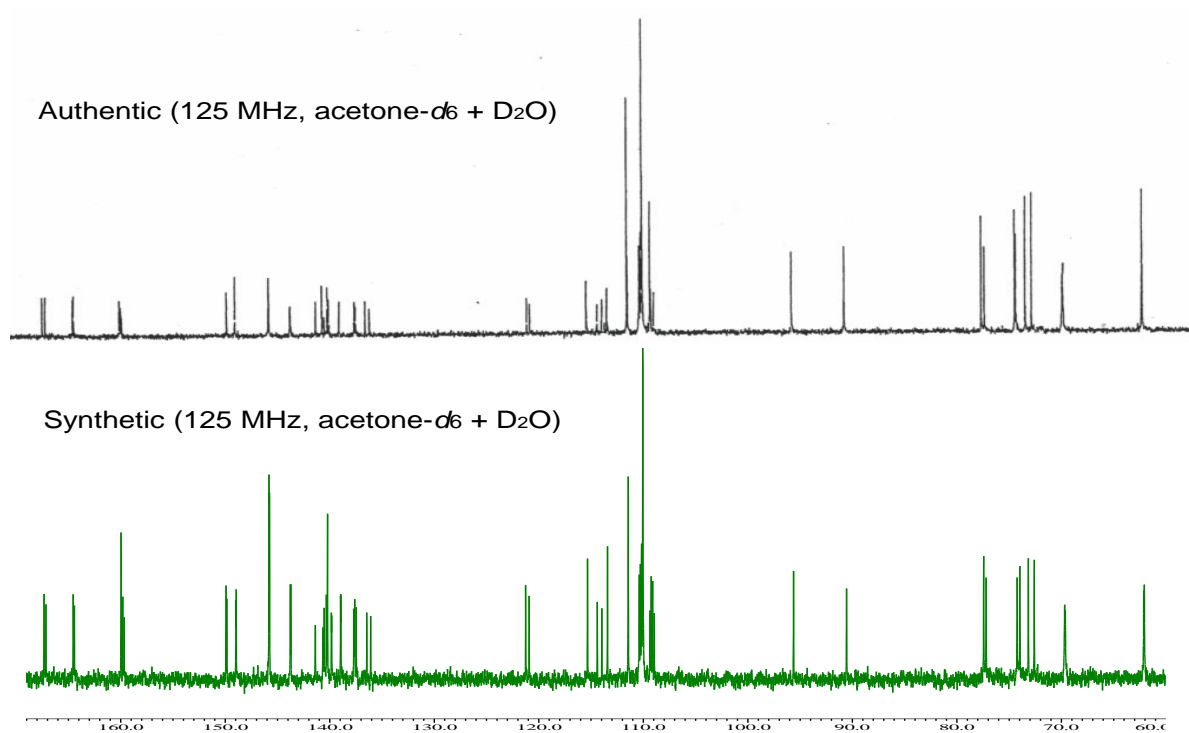
Authentic (500 MHz, acetone- d_6 + D_2O)



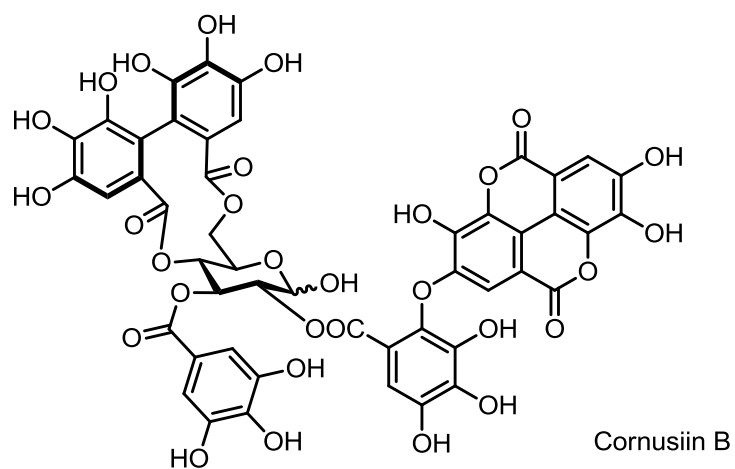
Synthetic (500 MHz, acetone- d_6 + D_2O)




1-2. ^{13}C -NMR Chart of Oenothlein C



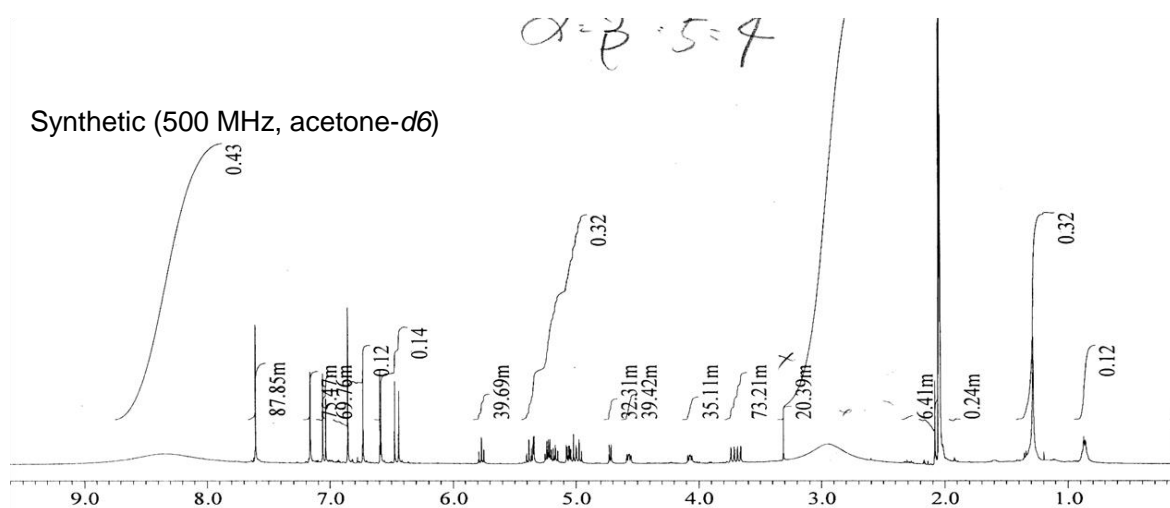
2-1. ¹H-NMR Chart of Cornusiin B



Authentic (500 MHz, acetone-*d*₆)



Synthetic (500 MHz, acetone-*d*₆)



2-2. ^{13}C -NMR Chart of Cornusiiin B

