

Supplementary Material

OXIDATIVE DESULFURIZATION OF ELECTRON-DONATING 5,5,7,7-TETRAARYL-5,7-DIHYDRODIBENZO[c,e]THIEPINS AND THE RELATED HETEROCYCLES: GENERATION OF DICATIONIC DYES UPON TWO-ELECTRON OXIDATION

Takanori Suzuki,* Takuma Kuroda, Hitomi Tamaoki, Sho Higasa, Tatsuo Nehira, Ryo Katoono, Yusuke Ishigaki, Kenshu Fujiwara, Takanori Fukushima, and Hidetoshi Yamada

Supplementary Figures

- Figure S1. UV-Vis and CD spectra of (*M*)-**2A** and (*R*)-**2B**²⁺(BF₄⁻)₂,
- Figure S2. UV-Vis and CD spectra of (*M*)-**3A** and (*R*)-**3B**²⁺(BF₄⁻)₂
- Figure S3. Representative cyclic voltammogram [(*R*)-**2b**]

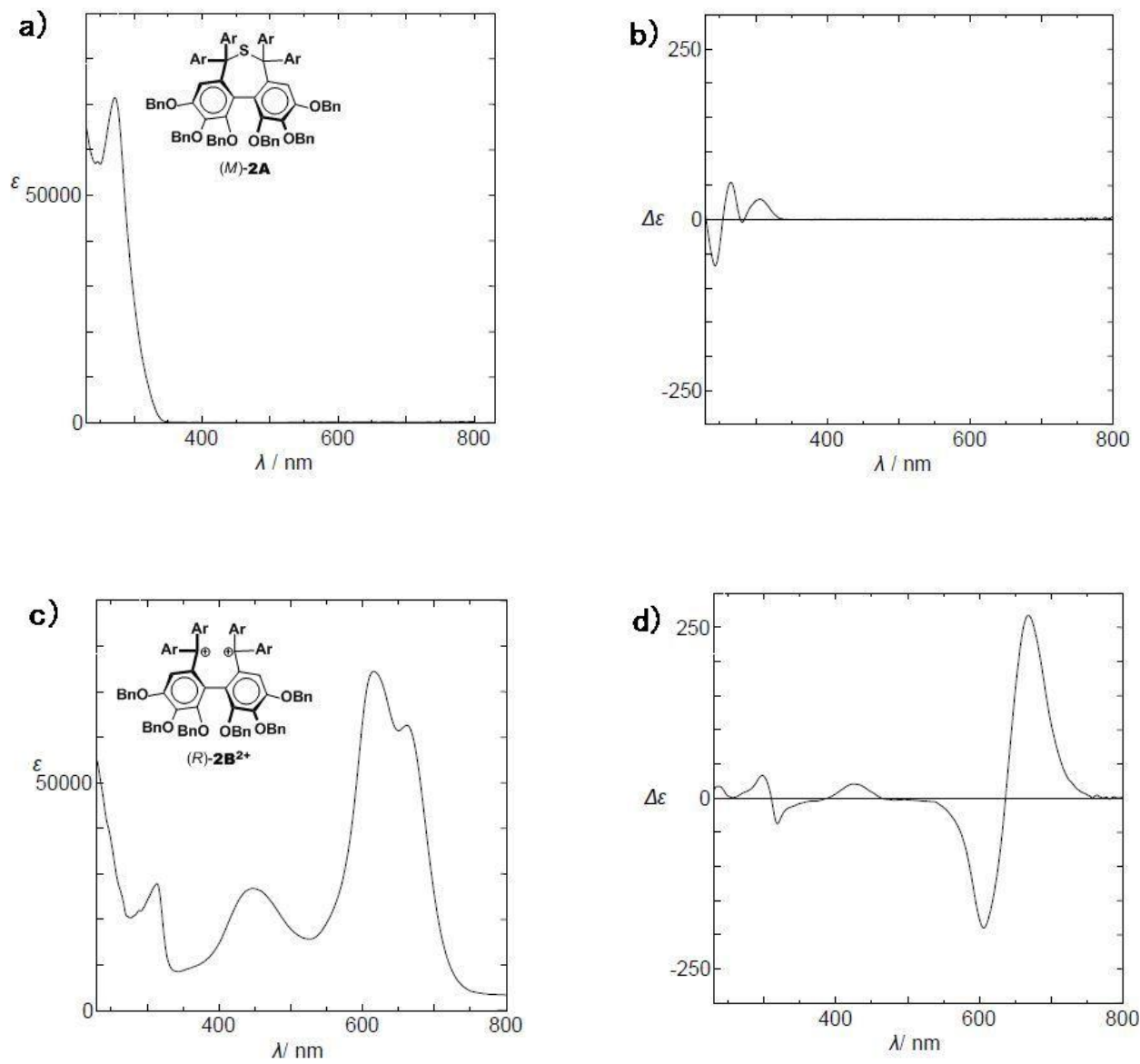


Figure S1. UV-Vis and CD spectra of *(M)*-2A (a and b) and *(R)*-2B²⁺(BF₄⁻)₂ (c and d) measured in CH₂Cl₂

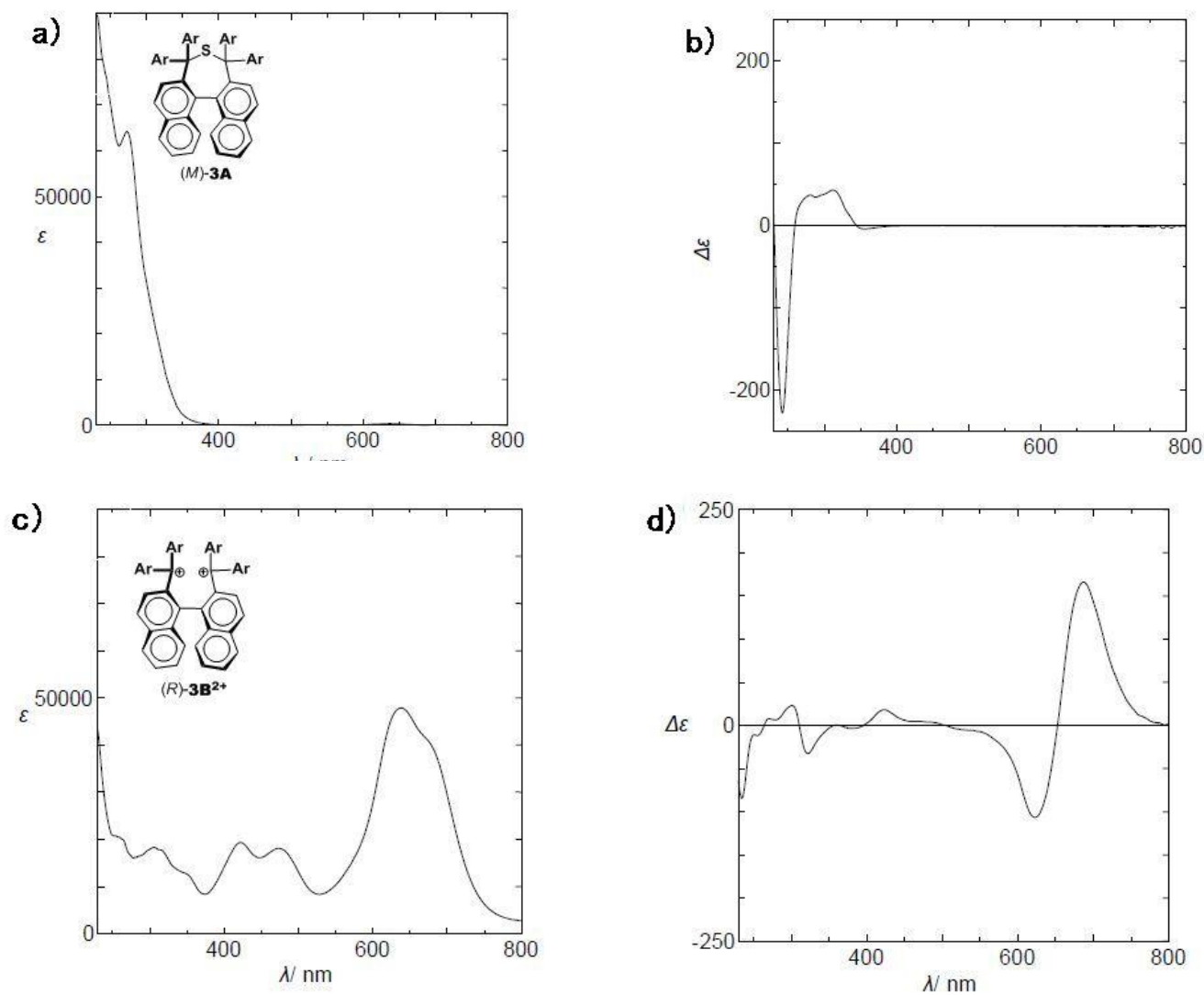


Figure S2. UV-Vis and CD spectra of *(M)*-**3A** (a and b) and *(R)*-**3B**²⁺(BF₄⁻)₂ (c and d) measured in CH₂Cl₂

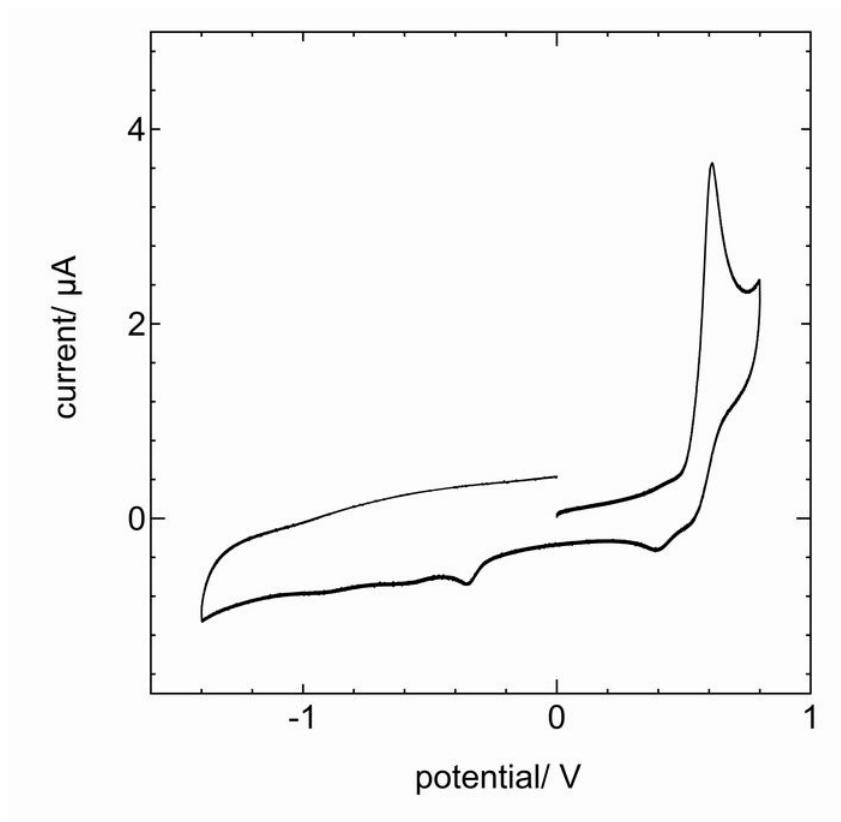


Figure S3. Cyclic voltammogram of (*M*)-**2A** measured in MeCN (E/V vs SCE, 0.1 M Et₄NClO₄ as a supporting electrolyte, Pt electrode, scan rate 100 mV s⁻¹)