

## SUPPORTING INFORMATION

### ADVANCES IN SILOXANE-BASED COUPLING REACTIONS: NOVEL 16-ELECTRON PALLADIUM(0) TRI-ALKENE CATALYSTS FOR ALLYL-ARYL COUPLING IN PRECURSORS TO AMARYLLIDACEAE ALKALOIDS

Frederick E. Nytko, III, Krupa H. Shukla, and Philip DeShong\*

*Department of Chemistry and Biochemistry, University of Maryland, College Park,  
Maryland 20742, United States of America.*

[deshong@umd.edu](mailto:deshong@umd.edu)

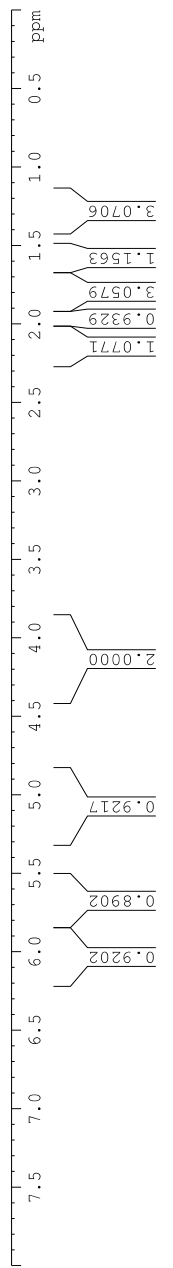
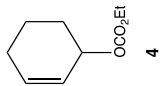
#### CONTENTS

<sup>1</sup> H NMR, <sup>13</sup> C NMR, IR of cyclohexenyl carbonate <b>4</b>	S2-S4
<sup>1</sup> H NMR, <sup>13</sup> C NMR, DEPT-135, IR of 3-phenylcyclohex-1-ene <b>6</b>	S5-S8

Cyclohexenyl Carbonate, CDCl<sub>3</sub>, 64 Scan 1H, 400 MHz

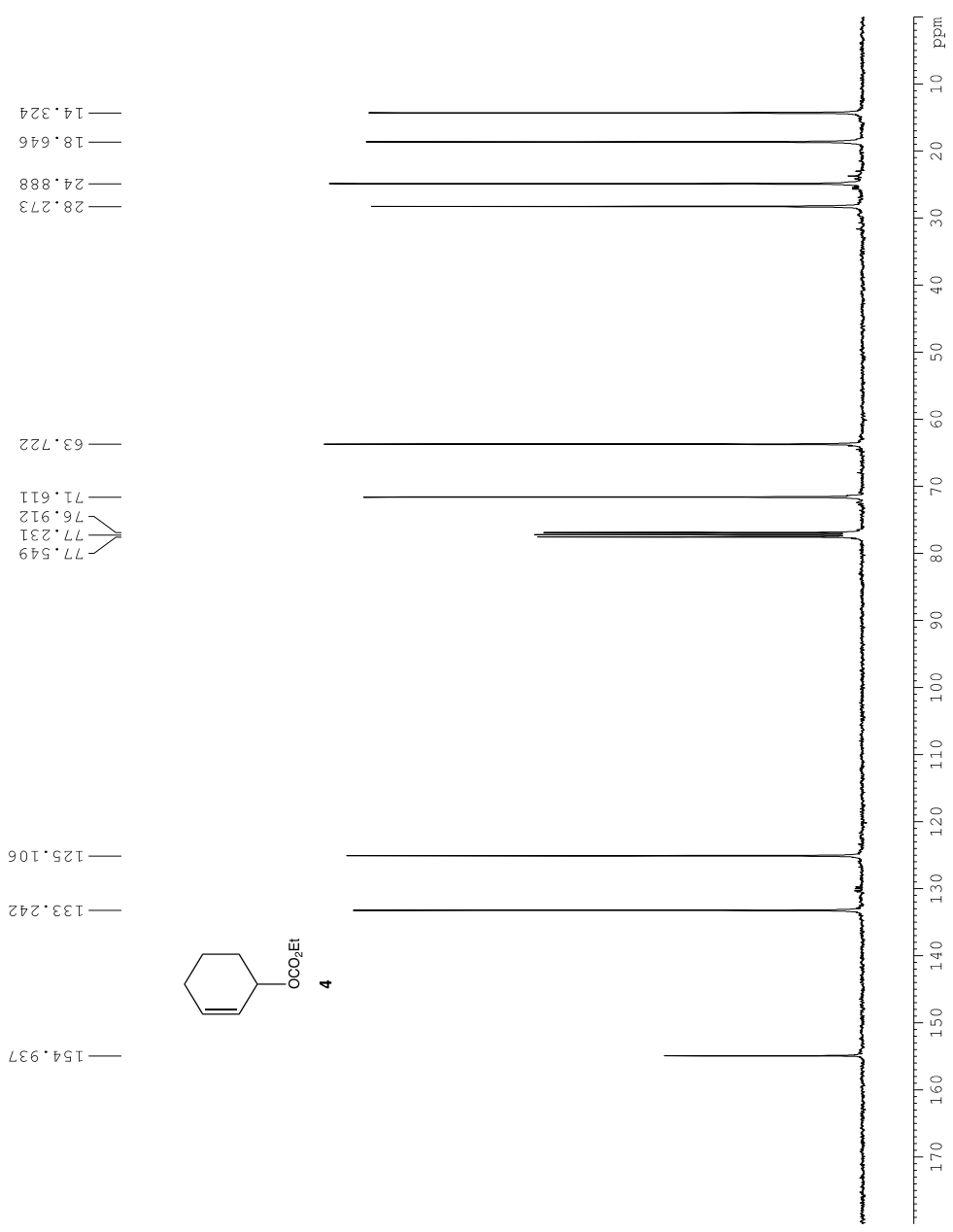
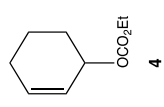
7.240  
2.094  
2.084  
2.048  
2.038  
1.983  
1.974  
1.876  
1.864  
1.852  
1.843  
1.839  
1.829  
1.815  
1.808  
1.795  
1.753  
1.721  
1.632  
1.623  
1.613  
1.605  
1.599  
1.300  
1.282  
1.264

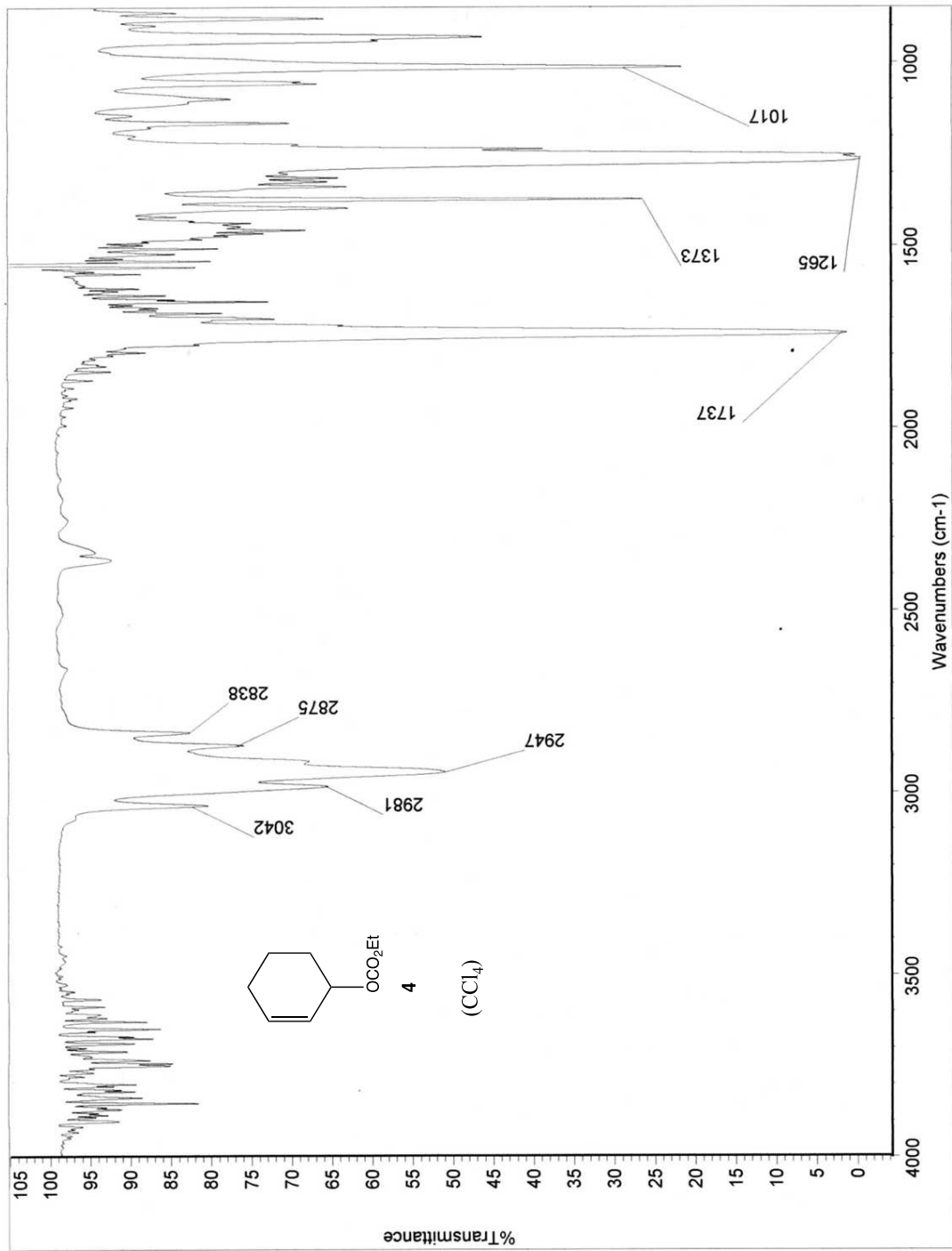
5.968  
5.960  
5.953  
5.950  
5.946  
5.943  
5.935  
5.927  
5.925  
5.764  
5.760  
5.755  
5.739  
5.734  
5.730  
5.097  
5.093  
5.089  
5.085  
5.080  
5.077  
4.189  
4.171  
4.153  
4.135



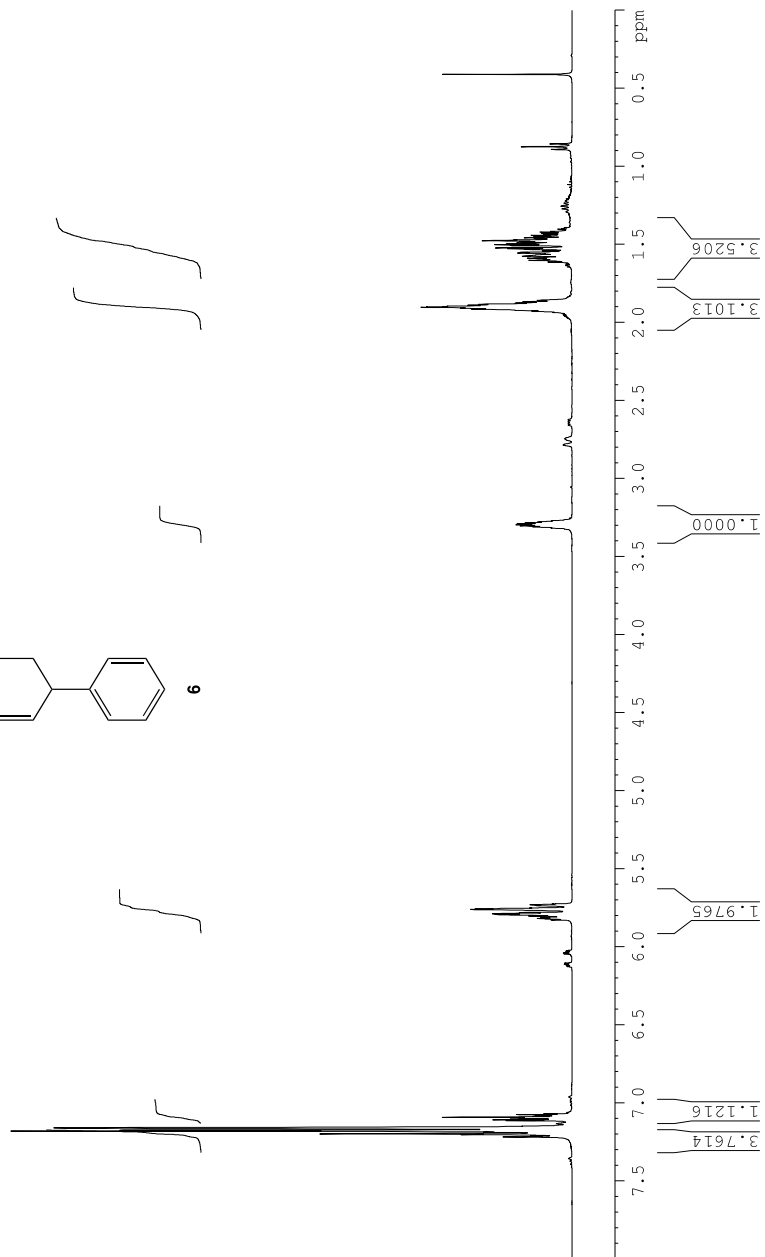
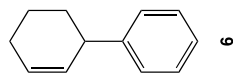
Cyclohexenyl Carbonate, CDCl<sub>3</sub>, 2048 Scan 13C, 400 MHz

14.324  
18.646  
24.888  
28.273  
63.722  
71.611  
76.912  
77.231  
77.549

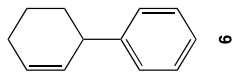




Phenyl Cyclohexene, d6-Benzene, 64 Scan 1H, 400 MHz

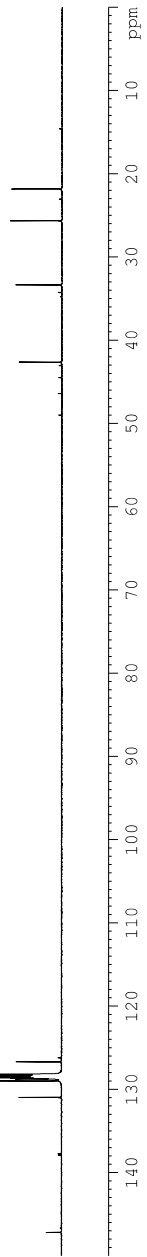


Phenyl Cyclohexene, d6-Benzene, 1024 Scan 13C, 500 MHz



42.63  
33.34  
25.65  
21.82

147.20  
130.97  
128.99  
128.75  
128.68  
128.58  
128.44  
128.39  
128.30  
128.20  
126.70



Phenyl Cyclohexene, d6-Benzene, 512 Scan DEPT135, 500 MHz

130.97  
129.00  
128.76  
128.69  
128.45  
128.29  
126.71

42.63  
33.35  
25.65  
21.82

