

## NOVEL ENTRY INTO BENZO[*c*]PHENANTHRIDINE SYSTEMS THROUGH A TANDEM ALKENE ACYLATION-CYCLODEHYDRATION

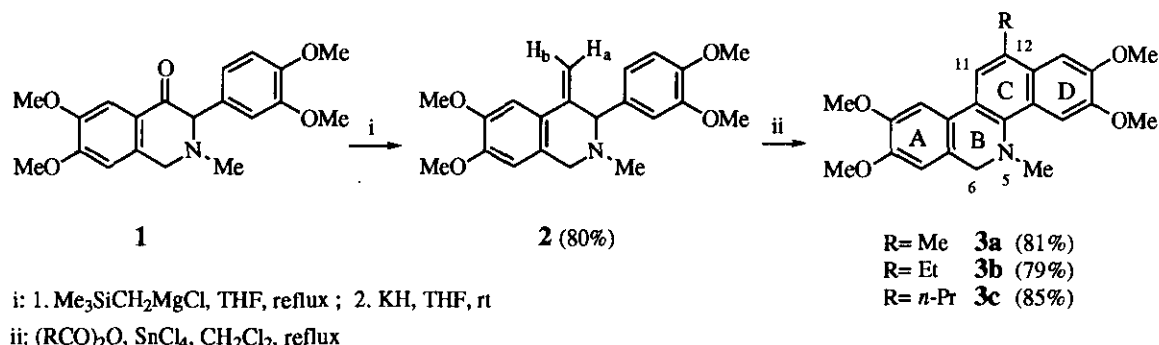
Raul SanMartín, Eduardo Martínez de Marigorta, Isabel Moreno, and Esther Domínguez\*

Kimika Organikoa Saila, Zientzi Fakultatea, Euskal Herriko Unibertsitatea, P.O.Box 644 - 48080 Bilbao, Basque Country, Spain

**Abstract**-12-Alkylbenzo[*c*]phenanthridines have been obtained by an overall high yielding synthetic methodology. Key steps involve Peterson methylenation and an efficient one-pot alkene acylation-cyclization. Smooth oxidation to the benzo[*c*]phenanthridinone system is also reported.

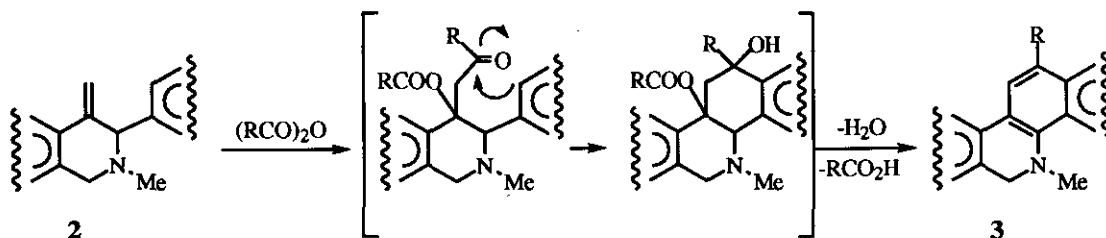
Due to the increasing pharmacological applications of benzo[*c*]phenanthridine alkaloids,<sup>1</sup> the preparation of biologically active compounds as nitidine, fagaronine, etc.<sup>2</sup> and new benzophenanthridine derivatives with potential pharmacological interest has attracted considerable attention from synthetic chemists.<sup>2,3</sup> In the course of our investigations on the applicability of 3-arylisquinolines towards the synthesis of more complex alkaloid frameworks,<sup>4</sup> we now report an expeditious strategy for the C-ring closure to the benzo[*c*]phenanthridine nucleus.

Following our recent synthesis of 3-aryl-4-isoquinolinone (1),<sup>5</sup> we explored the Peterson methylenation<sup>6</sup> of 1, obtaining the target 4-methylidene derivative (2) with good yield. Then it was submitted to olefinic acylation conditions<sup>7</sup> (aliphatic anhydrides, 0.2 M SnCl<sub>4</sub> in CH<sub>2</sub>Cl<sub>2</sub>, reflux), affording directly new 12-alkyl-5,6-dihydrobenzo[*c*]phenanthridines (3) (Scheme 1).



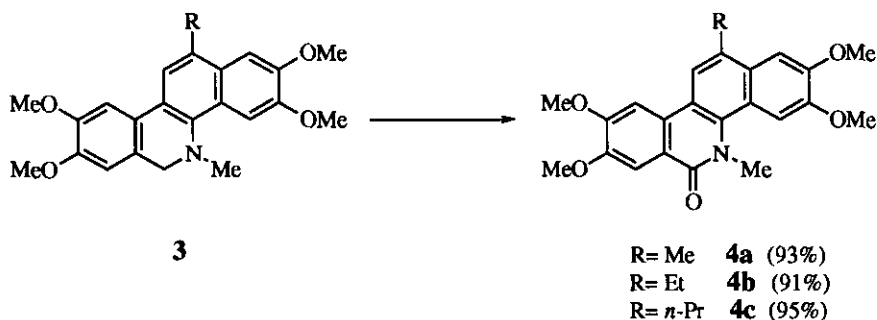
Scheme 1

Taking into account previous reports on Friedel-Crafts type acylation reactions,<sup>7,8</sup> we may propose a domino<sup>9</sup> or tandem<sup>10</sup> alkene acylation-cyclodehydration reaction as the most plausible mechanism to explain the formation of the benzo[*c*]phenanthridine framework (Scheme 2).



Scheme 2

With tetracyclic dihydro derivatives (**3a-c**) in hand, a smooth oxidation (activated MnO<sub>2</sub> [4.5 eq.], CHCl<sub>3</sub>, rt)<sup>11</sup> to the biologically interesting benzo[*c*]phenanthridin-6-one system<sup>3,12</sup> was performed. Thus, 12-alkyl-benzo[*c*]phenanthridin-6(*5H*)-ones (**4a-c**) were obtained regioselectively (Scheme 3).



Scheme 3

To sum up, we have developed a short and efficient access to benzo[*c*]phenanthridine framework by a synthetic sequence which starting from 3-arylisquinolinone derivatives involves Peterson methylenation and a novel tandem alkene acylation-cyclodehydration reaction. In addition, the benzo[*c*]phenanthridinone system has been reached smoothly and rapidly by a regioselective oxidation.

## EXPERIMENTAL

Melting points were determined on a Gallenkamp apparatus and are uncorrected. IR spectra were obtained by using a Perkin-Elmer 1430 spectrophotometer on KBr pellets or CHCl<sub>3</sub> solutions (oils) and peaks ( $\nu$ ) are reported in cm<sup>-1</sup>. NMR spectra were recorded on a Bruker ACE-250 apparatus at 20-25°C running at 250 MHz for <sup>1</sup>H and 62.8 MHz for <sup>13</sup>C in CHCl<sub>3</sub> (7.26 ppm) as an internal reference in CDCl<sub>3</sub> solutions. Chemical shifts ( $\delta$ ) are given in ppm; multiplicities are indicated by s (singlet), d (doublet), t (triplet), q (quadruplet), m (multiplet) or dd (doublet of doublets). Coupling constants (*J*) are reported in

hertz (Hz).  $^1\text{H}$ - $\{^1\text{H}\}$  NOE experiments were carried out in the difference mode by irradiation of all the lines of a multiplet in  $\text{CDCl}_3$  solvent.<sup>13</sup> Assignment of individual  $^{13}\text{C}$  resonances were supported by DEPT experiments.<sup>14</sup> Combustion analyses were performed with a Perkin-Elmer 2400 CHN apparatus. MS (EI) were obtained on a MS902 model Kratos apparatus. Data are reported in the form  $m/z$  (intensity relative to base = 100). Tetrahydrofuran (THF) was freshly distilled from benzophenone-sodium ketyl. All other solvents used were technical grade and purified according to standard procedures.<sup>15</sup> TLC was performed on silica gel 60 F254 plates and visualized by UV light (254 nm) or Dragendorff's reagent.<sup>16</sup> Flash column chromatography<sup>17</sup> was performed on Merck kieselgel 60 (230-400 mesh ASTM); air-pressure chromatography was carried out on Merck kieselgel 60 (70-230 mesh ASTM). The reactions were carried out under an atmosphere of dry, deoxygenated argon unless otherwise indicated. All transfers of liquid solutions and solvents were performed by syringe techniques or *via canula*.<sup>18</sup>

**6,7-Dimethoxy-3-(3,4-dimethoxyphenyl)-*N*-methyl-4-methyliden-1,2,3,4-**

**tetrahydroisoquinoline (2).**  $\text{Me}_3\text{SiCH}_2\text{MgCl}$  (50 mL of a 1M solution in THF,<sup>19</sup> 50 mmol) was added dropwise to solid isoquinolinone (1) (0.12 g, 0.33 mmol) under nitrogen at  $0^\circ\text{C}$ . After refluxing ( $90^\circ\text{C}$ ) for 1 h, the mixture was cooled to  $0^\circ\text{C}$  and a saturated solution of  $\text{NH}_4\text{Cl}$  in water (10 mL) was added dropwise. The aqueous layer was extracted with ether (5 x 20 mL) and the combined organic layers were dried over anhydrous sodium sulfate. Evaporation *in vacuo* afforded a yellow oil which was dissolved in methanol/dichloromethane (0.5:9.5), filtered through silica gel (70-230 mesh ASTM), and evaporated *in vacuo*. The resulting syrup was dissolved in dry THF (3 mL) under nitrogen at room temperature, then added to a stirred suspension of KH (35% in paraffin oil, previously washed with hexane, 1.32 g, ~33 mmol) in dry THF (10 mL). After stirring for 6 h, the mixture was cooled to  $0^\circ\text{C}$  and a saturated solution of  $\text{NH}_4\text{Cl}$  in water (10 mL) was added dropwise. The aqueous layer was extracted with ether (5 x 20 mL) and the combined organic layers were dried over anhydrous sodium sulfate. Evaporation *in vacuo* afforded a brown solid which was purified by air pressure column chromatography using methanol/ethyl acetate (0.1:9.9) as eluent. The alkene (2) was obtained (0.09 g, 80 %) as a colourless oil,  $R_f$  (5%  $\text{MeOH}/\text{CH}_2\text{Cl}_2$ ) 0.6. IR ( $\text{CHCl}_3$ ):  $\nu$  1606 (C=C st.).  $^1\text{H}$ -NMR:  $\delta$  2.36 (3H, s, NMe); 3.50 (1H, d,  $J$  15.7, H-1<sub>pseudo-ax</sub>); 3.79 (3H, s, OMe); 3.80 (1H, d,  $J$  15.7, H-1<sub>pseudo-eq</sub>); 3.81 (3H, s, OMe); 3.84 (3H, s, OMe); 3.90 (3H, s, OMe); 4.22 (1H, s, H-3); 4.79 (1H, s, H<sub>a</sub>); 5.63 (1H, s, H<sub>b</sub>); 6.50 (1H, s, H-8<sub>arom</sub>); 6.75 (2H, s, H<sub>arom</sub>); 6.89 (1H, s, H<sub>arom</sub>); 7.17 (1H, s, H-5<sub>arom</sub>).  $^{13}\text{C}$ -NMR:  $\delta$  42.8 (NMe); 53.5 (C-1); 55.7, 55.8 (OMe); 69.9 (C-3); 106.1, 108.8 (C<sub>arom</sub>-H); 109.7 (=CH<sub>2</sub>); 110.4, 111.7, 120.9 (C<sub>arom</sub>-H); 124.6, 126.1, 132.4 eta 140.9 (C<sub>arom</sub>-C, C-4); 148.0, 148.2, 148.8, eta 149.3 (C<sub>arom</sub>-O). MS: ( $m/z$ , %) 355 ( $\text{M}^+$ , 10); 354 (11); 218 (49); 180 (100). *Anal.* Calcd for  $\text{C}_{21}\text{H}_{25}\text{NO}_4$ : C, 70.95; H, 7.09; N, 3.90. Found: C, 70.91; H, 7.10; N, 3.96.

**5,12-Dimethyl-2,3,8,9-tetramethoxy-5,6-dihydrobenzo[*c*]phenanthridine (3a).** Typical procedure.  $\text{SnCl}_4$  (2.8 mL of a 0.2 M solution in dichloromethane) was added dropwise to a stirred solution of alkene (2) (0.03 g, 0.09 mmol) and acetic anhydride (1.6 mL, 0.28 mmol) in dry

dichloromethane (1 mL) under nitrogen at 0°C. After heating to 40°C for 15 h, the reaction mixture was cooled to 0°C and ice (~0.3 g) was added. Evaporation *in vacuo* (temperature < 50°C) afforded a brown oil which was dissolved in methanol (1 mL), water (50 mL) and HCl (5 mL of a 1 M solution in water). The aqueous solution was washed with hexane (2 x 10 mL), basified to pH 10 with a saturated solution of K<sub>2</sub>CO<sub>3</sub> in water and extracted with hexane (10 x 15 mL) and ether (2 x 5 mL). The combined organic layers were dried over anhydrous sodium sulfate and evaporated *in vacuo* to give a brown oil which was purified by air pressure column chromatography using methanol/dichloromethane (0.1:9.9) as eluent. The 12-methylated benzo[*c*]phenanthridine derivative (**3a**) was obtained (0.03 g, 81%) as a white powder, mp 126-128°C (hexane), *R<sub>f</sub>* (5%MeOH/CH<sub>2</sub>Cl<sub>2</sub>) 0.9. IR (CHCl<sub>3</sub>): ν 1601 (C=C st.). <sup>1</sup>H-NMR: δ 2.60 (3H, s, NMe); 2.68 (3H, s, C<sub>12</sub>Me); 3.95 (3H, s, OMe); 4.01 (3H, s, OMe); 4.04 (3H, s, OMe); 4.07 (3H, s, OMe); 4.14 (2H, s, H-6); 6.80 (1H, s, H-7); 7.21 (1H, s, H-1); 7.32 (1H, s, H-10); 7.55 (1H, s, H-11); 7.70 (1H, s, H-4). <sup>13</sup>C-NMR: δ 19.7 (C<sub>12</sub>CH<sub>3</sub>); 40.9 (NMe); 55.6 (C-6); 55.8, 55.9, 56.0, 56.2 (OMe); 103.3, 103.7, 106.2, 110.2, 120.4 (C<sub>arom</sub>-H); 123.6, 124.3, 124.8, 125.1, 128.4, 129.2 (C<sub>arom</sub>-C); 140.7 (C<sub>arom</sub>-N); 148.5, 148.6, 149.2, 149.4 (C<sub>arom</sub>-O). MS: (m/z, %) 380 (M+1, 18); 379 (M<sup>+</sup>, 85); 378 (100); 363 (67); 362 (40); 189 (18). *Anal.* Calcd for C<sub>23</sub>H<sub>25</sub>NO<sub>4</sub>: C, 72.79; H, 6.64; N, 3.69. Found: C, 72.71; H, 6.67; N, 3.66.

When the same procedure was performed on alkene (**2**) (0.05 g, 0.14 mmol) using propionic anhydride as reagent, **12-ethyl-5-methyl-2,3,8,9-tetramethoxy-5,6-dihydrobenzo[*c*]phenanthridine (3b)** was obtained (0.04 g, 79%) as a white powder, mp 176-178°C (hexane), *R<sub>f</sub>* (5%MeOH/CH<sub>2</sub>Cl<sub>2</sub>) 0.9. IR (CHCl<sub>3</sub>): ν 1603 (C=C st.). <sup>1</sup>H-NMR: δ 1.44 (3H, t, *J* 7.5, CH<sub>2</sub>CH<sub>3</sub>); 2.60 (3H, s, NMe); 3.09 (2H, q, *J* 7.5, CH<sub>2</sub>Me); 3.95 (3H, s, OMe); 4.01 (3H, s, OMe); 4.03 (3H, s, OMe); 4.07 (3H, s, OMe); 4.14 (2H, s, H-6); 6.80 (1H, s, H-7); 7.28 (1H, s, H-1); 7.33 (1H, s, H-10); 7.56 (1H, s, H-11); 7.71 (1H, s, H-4). <sup>13</sup>C-NMR: δ 14.9 (CH<sub>2</sub>CH<sub>3</sub>); 26.3 (CH<sub>2</sub>Me); 40.8 (NMe); 54.8 (C-6); 55.7, 55.8, 55.9, 56.1 (OMe); 103.3, 103.4, 106.1, 110.0, 118.7 (C<sub>arom</sub>-H); 123.5, 124.3, 125.0, 125.1, 127.5, 135.2 (C<sub>arom</sub>-C); 140.5 (C<sub>arom</sub>-N); 148.4, 148.5, 149.0, 149.2 (C<sub>arom</sub>-O). MS: (m/z, %) 393 (M<sup>+</sup>, 29); 392 (100); 377 (28); 376 (21); 196 (10). *Anal.* Calcd for C<sub>24</sub>H<sub>27</sub>NO<sub>4</sub>: C, 72.79; H, 6.68; N, 3.68. Found: C, 72.77; H, 6.68; N, 3.68.

When the same procedure was performed on alkene (**2**) (0.05 g, 0.14 mmol) using butyric anhydride as reagent, **5-methyl-12-*n*-propyl-2,3,8,9-tetramethoxy-5,6-dihydrobenzo[*c*]phenanthridine (3c)** was obtained (0.05 g, 85%) as a white powder, mp 130-132°C (decomp) (hexane), *R<sub>f</sub>* (5%MeOH/CH<sub>2</sub>Cl<sub>2</sub>) 0.9. IR (CHCl<sub>3</sub>): ν 1603 (C=C st.). <sup>1</sup>H-NMR: δ 1.08 (3H, t, *J* 7.4, CH<sub>2</sub>CH<sub>3</sub>); 1.83 (2H, m, CH<sub>2</sub>Me); 2.60 (3H, s, NMe); 3.02 (2H, t, *J* 7.4, C<sub>12</sub>CH<sub>2</sub>); 3.95 (3H, s, OMe); 4.02 (3H, s, OMe); 4.03 (3H, s, OMe); 4.07 (3H, s, OMe); 4.14 (2H, s, H-6); 6.80 (1H, s, H-7); 7.27 (1H, s, H-1); 7.32 (1H, s, H-10); 7.54 (1H, s, H-11); 7.71 (1H, s, H-4). <sup>13</sup>C-NMR: 14.4 (CH<sub>2</sub>CH<sub>3</sub>); 23.7 (CH<sub>2</sub>Me); 35.5 (C<sub>12</sub>CH<sub>2</sub>); 40.8 (NMe); 55.0 (C-6); 55.8, 55.9, 56.0, 56.2 (OMe); 103.4, 106.3, 110.2, 119.8, 123.5 (C<sub>arom</sub>-H); 124.5, 125.2, 127.8, 133.8 (C<sub>arom</sub>-C); 140.7 (C<sub>arom</sub>-N); 148.5, 148.6, 149.1, 149.3 (C<sub>arom</sub>-O). MS: (m/z, %) 408 (M+1, 25); 407 (M<sup>+</sup>, 100); 406 (70); 378 (39); 362 (12).

*Anal.* Calcd for C<sub>25</sub>H<sub>29</sub>NO<sub>4</sub>: C, 73.67; H, 7.18; N, 3.44. Found: C, 73.62; H, 7.19; N, 3.47.

**5,12-Dimethyl-2,3,8,9-tetramethoxybenzo[*c*]phenanthridin-6(5*H*)-one (4a).** Typical procedure. Activated MnO<sub>2</sub> (0.11 g, 1.3 mmol) was added to a stirred solution of 5,6-dihydrobenzo[*c*]phenanthridine (3a) (0.1 g, 0.26 mmol) in dry chloroform (3 mL) under nitrogen at room temperature. After stirring for 36 h, the mixture was filtered and the filtrate was evaporated *in vacuo* to give a brown oil which was purified by air pressure column chromatography using methanol/dichloromethane (0.2:9.8) as eluent. The benzo[*c*]phenanthridinone (4a) was obtained (0.095 g, 93%) as a white powder, mp 138-140°C (hexane), *R<sub>f</sub>* (5%MeOH/CH<sub>2</sub>Cl<sub>2</sub>) 0.8. IR (CHCl<sub>3</sub>): ν 1633 (C=O st.). <sup>1</sup>H-NMR: δ 2.74 (3H, s, C<sub>12</sub>Me); 4.02 (3H, s, OMe); 4.04 (3H, s, OMe); 4.06 (3H, s, OMe); 4.07 (3H, s, OMe); 4.12 (3H, s, NMe); 7.27 (1H, s, H-1); 7.61 (1H, s, H-10); 7.64 (1H, s, H-4); 7.84 (1H, s, H-11); 7.94 (1H, s, H-7). <sup>13</sup>C-NMR: 19.7 (C<sub>12</sub>CH<sub>3</sub>); 41.0 (NMe); 55.8, 55.9, 56.2 (OMe); 102.7, 103.7, 105.8, 108.7, 115.9 (C<sub>arom</sub>-H); 118.7, 119.2, 120.0, 128.3, 129.5, 134.0 (C<sub>arom</sub>-C, C<sub>arom</sub>-N); 147.7, 149.1, 149.5, 153.4 (C<sub>arom</sub>-O); 164.4 (C=O). MS: (m/z, %) 394 (M+1, 33); 393 (M<sup>+</sup>, 100); 378 (38). *Anal.* Calcd for C<sub>23</sub>H<sub>23</sub>NO<sub>5</sub>: C, 70.20; H, 5.89; N, 3.56. Found: C, 70.23; H, 5.88; N, 3.59.

When the same procedure was applied to 5,6-dihydrobenzo[*c*]phenanthridine (3b) (0.1 g, 0.25 mmol) **12-ethyl-5-methyl-2,3,8,9-tetramethoxybenzo[*c*]phenanthridin-6(5*H*)-one (4b)** was obtained (0.09 g, 91%) as a white powder, mp 165-167°C (hexane), *R<sub>f</sub>* (5%MeOH/CH<sub>2</sub>Cl<sub>2</sub>) 0.7. IR (CHCl<sub>3</sub>): ν 1638 (C=O st.). <sup>1</sup>H-NMR: δ 1.48 (3H, t, *J* 7.5, CH<sub>2</sub>CH<sub>3</sub>); 3.14 (2H, q, *J* 7.5, CH<sub>2</sub>Me); 4.02 (3H, s, OMe); 4.04 (3H, s, OMe); 4.06 (3H, s, OMe); 4.07 (3H, s, OMe); 4.13 (3H, s, NMe); 7.35 (1H, s, H-1); 7.62 (2H, s, H-10 and H-4); 7.84 (1H, s, H-11); 7.95 (1H, s, H-7). <sup>13</sup>C-NMR: 14.9 (CH<sub>2</sub>CH<sub>3</sub>); 26.4 (CH<sub>2</sub>Me); 41.2 (NMe); 55.8, 56.1, 56.2 (OMe); 102.6, 103.4, 105.9, 108.6 (C<sub>arom</sub>-H); 119.2, 120.3, 128.6, 129.0, 133.9, 134.4 (C<sub>arom</sub>-C, C<sub>arom</sub>-N); 147.6, 149.1, 149.4, 153.4 (C<sub>arom</sub>-O); 164.4 (C=O). MS: (m/z, %) 408 (M<sup>+</sup>, 26); 407 (100); 393 (20); 392 (79). *Anal.* Calcd for C<sub>24</sub>H<sub>25</sub>NO<sub>5</sub>: C, 70.73; H, 6.19; N, 3.44. Found: C, 70.77; H, 6.11; N, 3.43.

When the same procedure was applied to 5,6-dihydrobenzo[*c*]phenanthridine (3c) (0.1 g, 0.24 mmol) **5-methyl-12-*n*-propyl-2,3,8,9-tetramethoxybenzo[*c*]phenanthridin-6(5*H*)-one (4c)** was obtained (0.098 g, 95%) as a white powder, mp 182-184°C (hexane), *R<sub>f</sub>* (5%MeOH/CH<sub>2</sub>Cl<sub>2</sub>) 0.7. IR (CHCl<sub>3</sub>): ν 1636 (C=O st.). <sup>1</sup>H-NMR: δ 1.11 (3H, t, *J* 7.3, CH<sub>2</sub>CH<sub>3</sub>); 1.87 (2H, m, CH<sub>2</sub>Me); 3.08 (2H, t, *J* 7.4, C<sub>12</sub>CH<sub>2</sub>); 4.02 (3H, s, OMe); 4.04 (3H, s, OMe); 4.06 (6H, s, OMe); 4.14 (3H, s, NMe); 7.33 (1H, s, H-1); 7.61 (2H, s, H-10 and H-4); 7.82 (1H, s, H-11); 7.94 (1H, s, H-7). <sup>13</sup>C-NMR: 14.1 (CH<sub>2</sub>CH<sub>3</sub>); 23.6 (CH<sub>2</sub>Me); 35.6 (C<sub>12</sub>CH<sub>2</sub>); 41.2 (NMe); 55.8, 55.9, 56.1 (OMe); 102.6, 103.5, 105.8, 108.6 (C<sub>arom</sub>-H); 115.9 (C<sub>arom</sub>-C); 119.2, 120.4, 128.8, 129.0, 132.9, 134.0 (C<sub>arom</sub>-C, C<sub>arom</sub>-N); 147.6, 149.1, 149.5, 153.4 (C<sub>arom</sub>-O); 164.4 (C=O). MS: (m/z, %) 422 (M+1, 29); 421 (M<sup>+</sup>, 100); 393 (25); 392 (89); 376 (11). *Anal.* Calcd for C<sub>25</sub>H<sub>27</sub>NO<sub>5</sub>: C, 71.23; H, 6.46; N, 3.32. Found: C, 71.20; H, 6.38; N, 3.41.

## ACKNOWLEDGEMENTS

The authors gratefully acknowledge PETRONOR, S.A. (Muskiz, Bizkaia) for the generous gift of hexane. Financial support of the University of the Basque Country (Project UPV 170.310-EA188/94) and the Basque Government (Project PGV 44/94 and fellowship to R.S.M) is gratefully acknowledged.

## REFERENCES AND NOTES

1. S.D. Fang, L-K. Wang, and S.M. Hecht *J. Org. Chem.*, **1993**, *58*, 5025; Y.L. Janin, A. Croisy, J-F. Riou, and E. Bisagni *J. Med. Chem.*, **1993**, *36*, 3686; A.K. Larsen, L. Grondard, J. Couprice, B. Desoize, L. Comoe, J-C. Jardillier, and J-F. Riou, *Biochem. Pharm.*, **1993**, *46*, 1403.
2. S.D. Phillips and R.N. Castle, *J. Heterocycl. Chem.*, **1981**, *18*, 223; V. Simanek in "The Alkaloids", Vol. 26, ed. by A. Brossi, Academic Press, Orlando, 1985, pp.185-240; M. Suffness and G.A. Cordell in "The Alkaloids", Vol. 25, ed. by A. Brossi, Academic Press, Orlando, 1986, pp.178-188.
3. M.H. Zenk, *Pure & Appl. Chem.*, **1994**, *66*, 2023; T. Ishikawa, T. Saito, and H. Ishii, *Tetrahedron*, **1995**, *51*, 8447; Y.L. Janin and E. Bisagni, *Tetrahedron*, **1993**, *49*, 10305; D. Pérez, E. Guitián, and L. Castedo, *J. Org. Chem.*, **1992**, *57*, 5911.
4. N. Sotomayor, E. Domínguez, and E. Lete, *J. Org. Chem.*, **1996**, *61*, 4062; A.M. González-Cameno, D. Badía, E. Domínguez, M.K. Urtiaga, M.I. Arriortua, and X. Solans, *Tetrahedron*, **1994**, *50*, 10971.
5. For a straightforward access to 3-aryl-4-hydroxytetrahydroisoquinolines see: R. SanMartin, R. Olivera, E. Martinez de Marigorta, and E. Domínguez, *Tetrahedron*, **1995**, *51*, 5361; Oxidation to the corresponding ketone derivatives of type 1 is described in: R. SanMartin, R. Olivera, L. Carrillo, I. Tellitu, M.D. Badía, and E. Domínguez, *Synth. Commun.*, **1997**, 0000-0000.
6. For a review on the Peterson reaction see: J. Ager, *Synthesis*, **1984**, 384.
7. J.K. Groves, *Chem. Soc. Rev.*, **1972**, *1*, 73; V.G. Nenajdenko and E.S. Balenkova, *Tetrahedron*, **1994**, *50*, 2407.
8. S.C. Eyley, in "Comprehensive Organic Synthesis", Vol. 2, ed. by B.M. Trost, I. Fleming, and C.H. Heathcock, Pergamon Press, Exeter, 1991, pp. 709-731.
9. Definition and different types of domino reactions are given in: L.F. Tietze, *Chem. Rev.*, **1996**, *96*, 115.
10. Tandem reactions related to olefinic acylation conditions are described in: C.D. Nenitzesku and A.T. Balaban, "Friedel-Crafts and Related Reactions", Vol. 3, ed. by G.A. Olah, Interscience, New York, 1964, pp. 1033-1152.
11. A.J. Fatialdi, "Organic Synthesis by Oxidation with Metal Compounds", Plenum Press, New York, 1986, pp. 119-121.
12. R.D. Clark and Jahangir, *J. Org. Chem.*, **1988**, *53*, 2378 and 5192.
13. M. Kinss and J.K.M. Sanders, *J. Magn. Res.*, **1984**, *56*, 518; L.D. Hall and J.K.M. Sanders, *J.*

- Am. Chem. Soc.*, **1980**, *102*, 5703.
14. J.K.M. Sanders and B.K. Hunter, "Modern NMR Spectroscopy; 2nd ed., Oxford University Press, Oxford, 1993.
  15. D.D. Perrin and W.L.F. Armarego "Purification of Laboratory Chemicals", 3rd ed., Pergamon Press, Exeter, 1988.
  16. J.C. Tothstone "Practice of Thin layer Chromatography", 3rd ed., Wiley-Interscience, New York, 1992, pp. 149-150.
  17. W.C. Still, M. Kahn, and A. Mitra, *J. Org. Chem.*, **1978**, *43*, 2923.
  18. G. W. Kramer, A. B. Levy, and M. M. Midland, "Organic Synthesis via Boranes", John Wiley and Sons, Inc., New York, 1975.
  19. L.H. Sommer, G.M. Goldberg, J. Gold, and F.C. Whitmore, *J. Am. Chem. Soc.*, **1947**, *69*, 980.

Received, 20th January, 1997